

AN

INAUGURAL DISSERTATION

ON

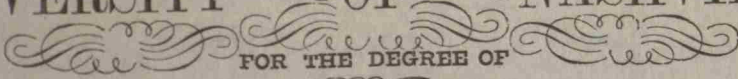
Syzygium

SUBMITTED TO THE

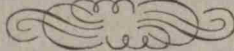
PRESIDENT, BOARD OF TRUSTEES, AND MEDICAL FACULTY

OF THE

UNIVERSITY OF NASHVILLE,



FOR THE DEGREE OF




DOCTOR OF MEDICINE.

BY

William A. Ruppman

OF

Mississippi



1854

W. T. BERRY & CO,
BOOKSELLERS AND STATIONERS,
NASHVILLE, TENN.

I propose in the present treatise to give a concise history of an epidemic which prevailed during the years 1882 and 3 in latitude 34° , 30° . Longitude 132° W. of Washington

Sym. Dysentery. Colitis. - Colo-
Rectitis Mucous Enteritis Bloody
flux of the older writers

Few families escaped attacks of this disease, tho' the majority of the cases, were as described in books, cases of acute Dysentery characterized by insular pain in the bowels (Termina). - frequent desire to evacuate the bowels (Tenesmus). - and by frequent bloody and mucous discharges. These discharges are often the first intimations the

patient has of an attack of the disease. After which there would be a period of comparative repose varied in length according to the severity of the attack when he would be again seized with tremors and an urging desire to evacuate the bowels with no better success than a small portion of blood and mucus.

These discharges may occur every hour or two, or in some cases every ten or fifteen minutes. Not unfrequently the characteristic discharges of the disease are preceded by a diarrhoea of some days. Again they are simultaneous, corresponding to what is known by some of the older writers as Spasmodic diarrhoea.

In those cases where a small portion

of the intestine is inflamed little or no constitutional disturbance ensues; — the disease passing off without any feelings of Malaise.

In cases of extensive inflammation of the colon and rectum we find much febrile excitement, hot and dry skin, a suspension of the urinary, cutaneous, and biliary secretions.

Fever is sometimes lighted up before the local affection is developed. Sometimes it succeeds it by some days. Again the local and febrile phenomena are simultaneous — the patient being attacked by a chill with febrile reaction at the same time having bloody and mucous discharges.

There is considerable variations in the type of fever. Usually it is of the continued form, but it may be remittent or intermittent and in the epidemic to which allusion is made above, many cases were of the adynamic, or typhoid type.

Hence the disease is frequently termed intermittent, bilious, and adynamic dysentery. We frequently find the disease associated with other diseases and to some extent partake of their form. We suspect a complication with our autumnal fevers by the fever remitting or intermitting at stated periods.

In all cases of colitis there is some derangement of the hepatic function a result of colitis - as

that of the urine, or cutaneous secretion
- but we suspect the liver being im-
paired, by pain in the Epigastrium
- by undue arterial excitement, a
tendency to delirium - pain in the
head - by yellowness of skin and
conjunctivas, nausea and vomiting,
by entire suspension, morbid increase
or depraved condition of the biliary
secretion - This form of the disease
is designated as Biliary Dysentery
Adynamic Dysentery - Owing to loc-
ality or epidemic constitution of the
atmosphere, many cases of Cholera of
the South assumed a typhoid pro-
clivity. Along with the ^{or} symptoms
of ordinary dysentery were added
those of a typhoid form - such
as nausea and vomiting, great thirst

cool skin, clammy perspiration,
frequent and feeble pulse, a dry
red tongue, circles about the teeth
reddish or brownish and watery stools
more copious than in the simple
form of the disease, great pros-
tration of the strength, delirium
and subletus tendinum. This
form of the disease was more fatal
than any other.

Pertinent females appeared to be
more obnoxious to the disease than
any other subjects. From the
proximity of a highly vascular or-
gan (that of the gravid uterus) in-
flammation is frequently lighted up
in its tissues which forms a compli-
cation of the disease that is highly
dangerous. Few that are attacked

with Coletus escape Metritis, and fewer
these abortives. It may not be
amiss in the notes to state that in
July last five females laboring un-
der this disease were subjected to the
cord of the uterus in various sta-
ges of Utero-gestation. Two recov-
ered within 12 days without aborting
the threatened with it during the
entire time. I aborted some
days after the attack and died
of Coletus-Metritis. One was con-
fined prematurely - 8 months of
Utero-gestation. She and child
did well

Prognosis - A subsidence of
fever and pain - The discharges
becoming less frequent and more
fœcal and bilious in their char-

acter, the skin becoming soft & active, the thirst abating, and appetite improving all indicate recovery. If the pain in the bowels suddenly ceases, the bowels becoming tympanitic - the extremities cold, cold clammy state of the skin, a frequent and feeble pulse, *Siccus*, involuntary stools delirium, *Substatus tremens*, are symptoms of the most unfavorable character and portend speedy death.

Death may take place from extreme prostration induced by the shock to the nervous system, from general debility, from gangrene, or by the continued drain upon the system by the inflammation

and by the discharge. The danger is great in proportion to the extent of the colon involved in the inflammation.

Pathology Dysentery is inflammation of the Mucous coat of the colon and rectum. It may be confined to a small part of the intestine, but is prone to extend and may extend even to the stomach. It is also disposed to extend to the other coats of the bowels, and all are frequently involved. In no other disease is ulceration or gangrene of the bowels more apt to ensue.

After in Post Mortem examinations the entire Colon is found stripped of its Mucous coat and per-

forated in many places by ulceration of all or nearly all of the coats of the bowels. The ilio-cæcal valve is more apt to suffer in this respect than any other portion of the bowels.

Cause The disease is generally conceded to be produced by atmospheric vicissitudes — that warm days succeeded by cool nights are favorable for its propagation — The system becoming relaxed by the warmth of the day, and cool nights succeeding, checks the cutaneous exhalation and gives to the circulation a centripetal direction — Consequently, engorgement of the portal circulation and of the mucous membrane of the bowels. This is doubtless true in

Many instances, but there are other causes in operation of which we are entirely ignorant. If variations in the atmosphere were the only causes we would have dysentery much oftner than we see it. Substances that are irritating in their action on the bowels will sometimes produce the disease such as drastic purgatives, unripe fruit, or ripe fruit in undue quantity, worms, indigestible or unwholesome food, alcoholic drinks, Cider, Malt liquors, feculent accumulations in the bowels, exhalations from animal substances, and vegetable miasmata are among the causes.

Treatment. The indications to be pursued in the treatment of acute dysentery are 1st to subdue undue

arterial excitement - 2^d To remove
the acrid secretions of the aliment-
ary canal & 3^d To restore the bili-
ary and cutaneous secretions -

If there is much arterial excitement
a full, hard, and frequent pulse
blood should be drawn from the
arm until a decided impression
is made upon the pulse. But if
the attending fever is mild, pulse
soft, bleeding would be improper.

If there is pain in the region
of the colon on pressure we may
abstract blood by cups or leeches un-
til a sense of relief is experienced.

To fulfill the 2^d indication aper-
ients are preferable to purgatives -
Various articles have been extolled
but none perhaps are equal to the

Calced Magnesia or Sulphate of
Magnesia. Castor oil and Turpentine
is also an excellent opient in this
obscure - Some think superior to any
other article.

To meet the 3^d indications Minute
doses of Mercury and Scovill powder an-
swer the purpose. The form of Mer-
cury I conceive better than any other
is the Hydrargyrium cum creta or Blue
Mag. Hyd. cum creta given at in-
tervals of 3 or 4 hours in quantity to
affect the secretions of the Lur with-
out an increase of the prostatic
action of the bowels is the prop-
er mode of its administration (A-
llerations) This course Modified
or amended to meet the indications
of individual cases will be found

effectual in relieving acute Dys-
entery. Cases that are attended
with regular intermissions or remis-
sion in the fever, or in the local
disorder will readily yield to Qui-
nina given in anticipation of the
paroxysm.

These cases are sup-
posed to be kept up by Malaria
combined with the local disorder.

Those that are attended with
hepatic disease should be treated
according to the indication of the
complicated disease. In ad-
dition to the remedies used in
Dysentery others may be used both
local and constitutional for the
relief of the liver. Mercury is
better adapted for this purpose
than any other article. From

its specific action upon the glandular system.

The adynamic form of the disease will require material changes from the foregoing treatment. In a disease like this attended with extreme prostration of the vital forces, general blood-letting or active purgation would be extremely improper. The powers of life are enfeebled by the morbid agent or by the precocity of the constitution reaction is imperfect, and to bleed your patient in this enfeebled state is but to add to the pre-existent depression from which your patient may not recover.

Bleed and your patient dies.

Upon the same ground avoid
active purgation. The most ra-
tional procedure in these cases
will be to clear the bowels of
the acrid secretions from time
to time, with those aperients that
are not irritating or depressing in
their action. Such as Castor oil
and Turpentine $\frac{2\text{ss}}$ of the former &
 $\frac{1\text{ss}}$ of the latter. Pal. Rheo, with
Magnesia, also forms a good aper-
ient in these cases.

To restore the functions of the
Lungs and those of the skin to
alleviate the pain and irritation
of the bowels are indications
that may be successfully met with
the Mercury with chalk, Opium, and
Opesce. The proportions will have

to be varied to suit different cases
which will have to be determined
by the judgement of the practitioner

Enough Mercury should be given
to affect the Scentiens: enough Op-
ium to allay the irritation and
enough Opium to relax the system
without promoting emesis. These
in various proportions, may be com-
bined and given every 3 or 4 hours
until the object is attained.

In no instance would I ad-
vise the Mercury to be pushed
to Ptyalism (Many authors advi-
sing the contrary notwithstanding)

In what way Ptyalism can
act as a remedial agent I am
at a loss to know. I have
seen many cases that were aff-

ected by Mercury but in no instances have I seen any benefit accrue from its use in tooth the local affection being aggravated by Salivation.

A patient in this disease is prostrated and every resource of the System should be husbanded in order that Nature may throw off the disease, which it will be less able to do if laboring under a Mercurial disease.

If the objects for which the above articles are given should be attained the patient may be far from being well. The Mucus coat of the bowels may be abraded or perhaps ulcerated, the dischar-

gs may be frequent with Threads
of Mucus, reddish or brownish, watery
and highly offensive.

In this stage of the disease
much benefit will be derived from
the Atrate of Silver combined
with Opium and Speac

R Nit Silver gr 4

Put. Opium " 10

Put. Speac " 6 made

into 10 pills, one to be taken every
4 hours

In this stage of the complaint
astringents are often advantageous
and their action is frequently en-
hanced by combining them with
those articles that allay sensibility,
such as Opium. Among
this class of articles none is in

greater repute than The Acetate
of lead and gum Kino.

R Acetate of Lead ʒ ʒ

 Pul. Opium " ʒ

Made into six pills one to be taken
every 4 hours.

Balsam and Opt. Turpentine are
highly advantageous in this stage of
the disease

Often in this stage of the dis-
ease the patient will require supp-
ort, This will be afforded by tonics
and perhaps the best is the Sulphate
of Quinine - Wine, Whisky, Bran-
dy, Toddy may also be used.

Much benefit may be derived by
dietic regulations - Laxinaceous
articles - Rice, Sago, Arrow Root,
Also from animal jellies. Mutton

Serp, Beef Tea &c,

Much good will accrue throughout the entire course of the disease by the judicious application of local Remedies. Cups and Leeches are indispensable in almost every stage of the disease.

By this application we abstract blood almost directly from the inflamed parts and frequently promote resolution of the inflammation. When we reflect that the parts involved are disposed to terminate in ulceration or in gangrene and that speedily we should use every means in our power to avert so unfavorable a termination, and there is no adjuvant equal to local

abstraction of blood.

Blisters are highly recommended by some authors, but the writer has derived but little benefit from them - Much less in this, than in other abdominal affections.

The warm bath will be often found highly advantageous in relieving the torminus and tenesmus and in promoting the action of the skin

Injections are often useful in allaying the tenesmus and checking the profuse evacuations -

Laudanum and Acetate of lead used to this end.

When the disease ^{is} located within the anus injections of A. of Si-

Over rule often act like a charm

It has been suggested by some one to use a tube - paper pipe into the bowels - so that the injection of A. of S. would be applied directly to the inflamed parts -

owing to the extreme sensibility of the inflamed intestine it would be impossible to introduce a tube of any sort and frequently the obstruction is situated beyond the reach of any instrument.

William A. Rufus

Jan. 4th 1854.