

Page 2 of 2

July 1903

REGISTER

OF THE

MEDICAL DEPARTMENT

OF

VANDERBILT UNIVERSITY

FOR 1902-3.

ANNOUNCEMENT FOR 1903-4.

PRINTED FOR THE UNIVERSITY
NASHVILLE, TENN.

GENERAL STATEMENT.

FOUNDATION.

VANDERBILT UNIVERSITY owes its foundation to the munificence of Cornelius Vanderbilt, of New York, who, on the 27th of March, 1873, made a donation of Five Hundred Thousand Dollars. This was subsequently increased until the entire donation amounted to One Million Dollars.

The special donation of One Hundred and Fifty Thousand Dollars made by Mr. W. H. Vanderbilt, the son of the founder, in August, 1879, added to the Campus Wesley Hall (a commodious structure for the use of the Biblical Department), the Gymnasium and its outfit, Science Hall, and a complete equipment of approved apparatus for instruction in engineering. In July, 1883, Mr. W. H. Vanderbilt added One Hundred Thousand Dollars to the permanent endowment of the University. In his will he bequeathed to it Two Hundred Thousand Dollars, and this sum has been added to the Endowment, which is now over One Million Dollars.

In January, 1888, Mr. Cornelius Vanderbilt, a grandson of the founder, made a donation of Thirty Thousand Dollars for the erection of a Mechanical Engineering Hall and for the enlargement of the University Library.

In April, 1899, Mr. W. K. Vanderbilt, a grandson of the founder, erected Kissam Hall, a dormitory, in memory of his mother, at a cost of about one hundred and fifty thousand dollars.

Other donations, amounting to over One Hundred and Thirty Thousand Dollars have been received from time to time from several generous patrons.

ORGANIZATION.

The University is organized with seven distinct Departments, as follows:

- I. **The Academic Department**, embracing Philosophy, Science, and Literature.
- II. **The Biblical Department.**
- III. **The Law Department.**
- IV. **The Medical Department.**
- V. **The Pharmaceutical Department.**
- VI. **The Dental Department.**
- VII. **The Engineering Department.**

Each of these departments has its Faculty of Instruction, charged with its special management.

CAMPUS.

The University Campus is west of Nashville, immediately beyond the corporation line. The grounds comprise seventy-six acres, and from their elevation—on a level with Capitol Hill—afford fine views on every side, and furnish the full conditions of health. They are lighted by electricity, and improved with drives and walks, and about a hundred and fifty varieties of shade trees.

On the campus are located about thirty buildings, consisting of the University Hall, Science Hall, Mechanical Hall, Wesley Hall, Kissam Hall, Observatory, Gymnasium, Dormitories, Y. M. C. A. Building, and professors' residences.

Instruction in the Academic, Biblical, Pharmaceutical, and Engineering Departments are given in the buildings on the campus. The Law Department occupies a handsome stone-front building on Cherry Street, near Union, and the Dental Department has new quarters in a large six-story building on Vauxhall Street. The Medical Department is on the corner of Summer and Elm Streets, and is fully described, pages 9-14.

PHYSICAL TRAINING.

The Gymnasium, which is situated on the campus, is a brick building, 90 x 60 feet, substantial, and of handsome architectural design. It has a basement, containing dressing and bath rooms, and rooms for special exercises; a principal floor, for general exercise and training, and a gallery, extending around the interior of the building, in which is situated a running track. It is equipped with all modern apparatus.

VANDERBILT UNIVERSITY

A fine athletic field has recently been laid out and committed to the care of the Vanderbilt University Athletic Association.

The authorities of the University, in recognition of the importance of regular and systematic physical exercise during the formative period of student life, have placed the Gymnasium under the charge of a director who has had experience in physical training. The Gymnasium is open to all members of the University for voluntary exercise.

HOMES FOR STUDENTS.

Students are allowed to select their own homes in families approved by the Chancellor. There are good boarding-houses near the Medical Department. Whenever a change is made in the place of boarding, the student must report the same to the Secretary of the Faculty.

ALUMNI ASSOCIATION.

This association was organized at Commencement in 1879. Any person who has taken a degree in the University may become a member of the Association on payment of the initiation fee of one dollar.

OFFICERS FOR 1902-1903.

R. L. BURCH, Nashville, Tenn.	<i>President</i>
J. C. McREYNOLDS, Nashville, Tenn.	<i>First Vice President</i>
W. H. HOLLINSHEAD, Vanderbilt University	<i>Secretary</i>
ROBERT L. LUND, Nashville, Tenn.	<i>Treasurer</i>
J. T. MCGILL, Vanderbilt University	<i>Historian</i>

Executive Committee.

W. R. MANIER, Chairman,	C. C. TRABUE,
W. H. WITT,	W. H. HOLLINSHEAD, ROBERT L. LUND.

Annual address, June 15, 1903, by GEORGE B. WINTON, Nashville, Tenn.

MEDICAL DEPARTMENT.

FACULTY.

JAMES H. KIRKLAND, A.M., Ph.D., LL.D., Chancellor.

WILLIAM L. DUDLEY, B.S., M.D., Dean,
Professor of Chemistry and Toxicology.

G. C. SAVAGE, M.D., Secretary,
Professor of Diseases of the Eye.

DUNCAN EVE, M.A., M.D.,
Professor of Surgery and Clinical Surgery.

J. A. WITHERSPOON, M.D.,
Professor of Practice of Medicine and Clinical Medicine.

THOMAS MENEES, M.D.,
Emeritus Professor of Obstetrics.

GEORGE H. PRICE, B.E., M.S., M.D.,
Professor of Physiology, Ear, Throat, and Nose, and Clinical Ophthalmology.

W. H. WITT, M.A., M.D.,
Professor of Materia Medica and Therapeutics.

LOUIS LEROY, B.S., M.D.,
Professor of Histology, Pathology, and Bacteriology.

J. T. ALTMAN, M.D.,
Professor of Obstetrics.

RICHARD A. BARR, B.A., M.D.,
Professor of Abdominal Surgery and Physician to the Dispensary.

LUCIUS E. BURCH, M.D.,
Professor of Gynecology.

SAMUEL S. BRIGGS, M.D.,
Professor of Anatomy.

OWEN H. WILSON, B.E., M.D.,
Clinical Professor of Diseases of Children.

A. B. COOKE, M.A., M.D.,
Clinical Professor of Proctology.

W. FRANK GLENN, M.D.,
Clinical Professor of Genito-Urinary and Venereal Diseases.

G. P. EDWARDS, M.D.,
Clinical Professor of Neurology, Dermatology, and Electro-Therapy.

Certificate No. 1.

-----1903.

G. C. Savage, M.D., Secretary of the Medical Department of
Vanderbilt University, Nashville, Tenn.

Dear Sir:

Mr. ----- of -----
is a gentleman of good moral character. I recommend that he be allowed
to enter upon his medical studies in your college.

Yours,

(Sign here). ----- M.D.

Certificate No. 2.

-----1903.

G. C. Savage, M.D.,
Secretary of the Medical Department of
Vanderbilt University, Nashville, Tenn.

Dear Sir:

I have examined Mr. -----
of ----- and find his scholastic attainments
equal to those required for a first-grade teacher's certificate in our public
schools.

Yours,

Superintendent of Public Instruction.

PRELIMINARY STATEMENTS

The Medical Department of the United States Army is located in a building on the corner of Elm and Sumner Streets, one of the prominent thoroughfares of the city. The building is a fine example of modern architecture, with its walls of light-colored stone and its roof of dark tiles. The building was erected in 1911.

DESCRIPTION OF THE BUILDING, AND OTHER

The building is a two-story structure, with a central entrance and a large porch. The porch is supported by four columns and is covered by a glass roof. The building is surrounded by a well-kept lawn and a few trees. The building is a fine example of modern architecture, with its walls of light-colored stone and its roof of dark tiles. The building was erected in 1911.

The first floor of the building is occupied by the main entrance and the reception room. The second floor is occupied by the offices of the Medical Department. The building is a fine example of modern architecture, with its walls of light-colored stone and its roof of dark tiles. The building was erected in 1911.

VANDERBILT UNIVERSITY

J. A. GAINES, M.D.,
Adjunct Professor of Medicine.

WORCESTER A. BRYAN, M.D.,
Adjunct Professor and Demonstrator of Surgery.

LOUIS LEROY, B.S., M.D.,
Lecturer on Hygiene.

E. A. RUDDIMAN, Ph.M., M.D.,
Lecturer on Pharmacy.

OLIN WEST, Ph.G., M.D.,
*Demonstrator of Chemistry, Assistant to the Chairs of Chemistry and
Physiology, and Instructor in Physics.*

.....
Lecturer on Medical Jurisprudence.

N. C. LEONARD, D.D.S.,
Lecturer on Dental Surgery.

R. S. DOAK, M.D.,
Assistant to the Chair of Ophthalmology.

HARRINGTON MARR, M.D.,
Demonstrator of Anatomy.

WILLIAM LITTERER, M.A., M.D.,
*Assistant to the Chair of Materia Medica, and Demonstrator of
Histology and Pathology.*

A. N. HOLLABAUGH, M.D.,
*Assistant to the Chair of Obstetrics, and Assistant Demonstrator
of Anatomy.*

W. F. CLARY, JR., M.D.,
Assistant to the Chair of Medicine.

G. H. SAVAGE, M.D.,
Assistant to the Chair of Ear, Throat, and Nose.

W. C. DIXON, M.D.,
Assistant to the Chair of Gynecology.

A. W. HARRIS, M.D.,
Assistant to the Chair of Abdominal Surgery.

T. S. DE GRAFFENRIED,
Assistant in Pharmacy.

J. W. ALSOBROOK,
Assistant Demonstrator of Chemistry.

A. R. HALLEY,
Assistant Demonstrator of Chemistry.

T. B. DUARTE,
Assistant Demonstrator of Histology.

M. E. HOLDERNESS,
Bursar.

A. E. GODWIN,
Custodian.

PRELIMINARY STATEMENTS.

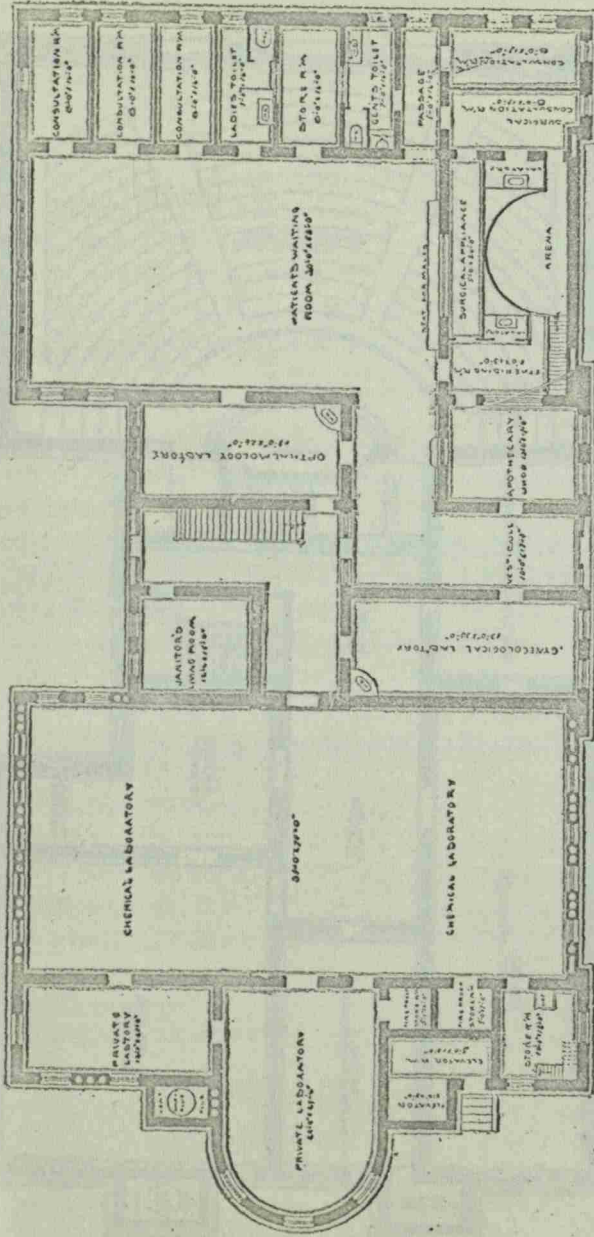
The Medical Department of Vanderbilt University is located in a building on the corner of Elm and Summer Streets, one of the pleasantest portions of the city. Handsome residences close at hand furnish convenient boarding facilities and agreeable surroundings. Two lines of electric cars pass in the immediate vicinity of the college, thus rendering it accessible from all points of the city. The building was erected in 1895.

DESCRIPTION OF THE MEDICAL BUILDING.

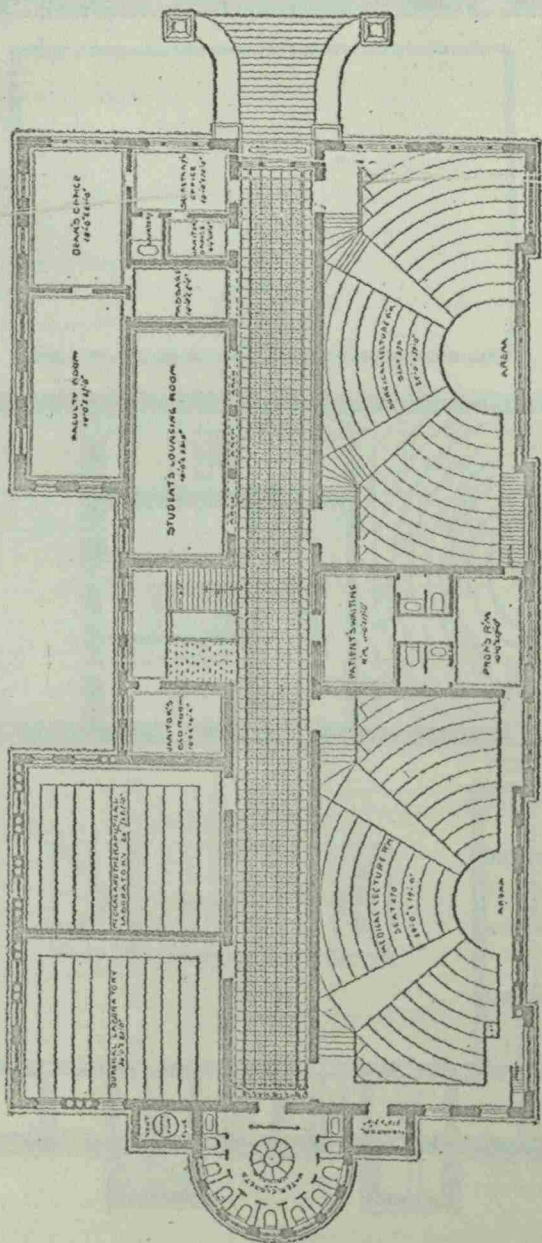
The college building is an imposing structure four stories high, comprising 10,000 square feet ground floor surface.

In designing the building, the Trustees were governed by two ideas: First, to provide for the students commodious, comfortable and elegant sanitary quarters; and, secondly, to erect a structure so arranged as to meet the requirements of advanced medical education. Every facility is afforded for conducting a combined didactic, laboratory, and clinical course. Facing Summer Street, the principal north and south thoroughfare of the city, the building runs back along Elm 160 feet, with an open square to the south. This location assures a wealth of light and ventilation. In perfecting the plans, the architect has carefully avoided narrow halls, recesses, and alcoves, every part of the building being thus abundantly lighted and ventilated. The plumbing, such an essential feature in an institution of this kind, has all the modern requirements of sanitation.

The First Floor.—The entrance is on Elm Street, and intended for the exclusive use of patients applying to the dispensary service. The larger part of the western half of this floor is arranged for an outdoor clinic, the remaining portion being occupied by the arena of the Surgical Lecture Room. The eastern half is entirely occupied by the Chemical Labo-

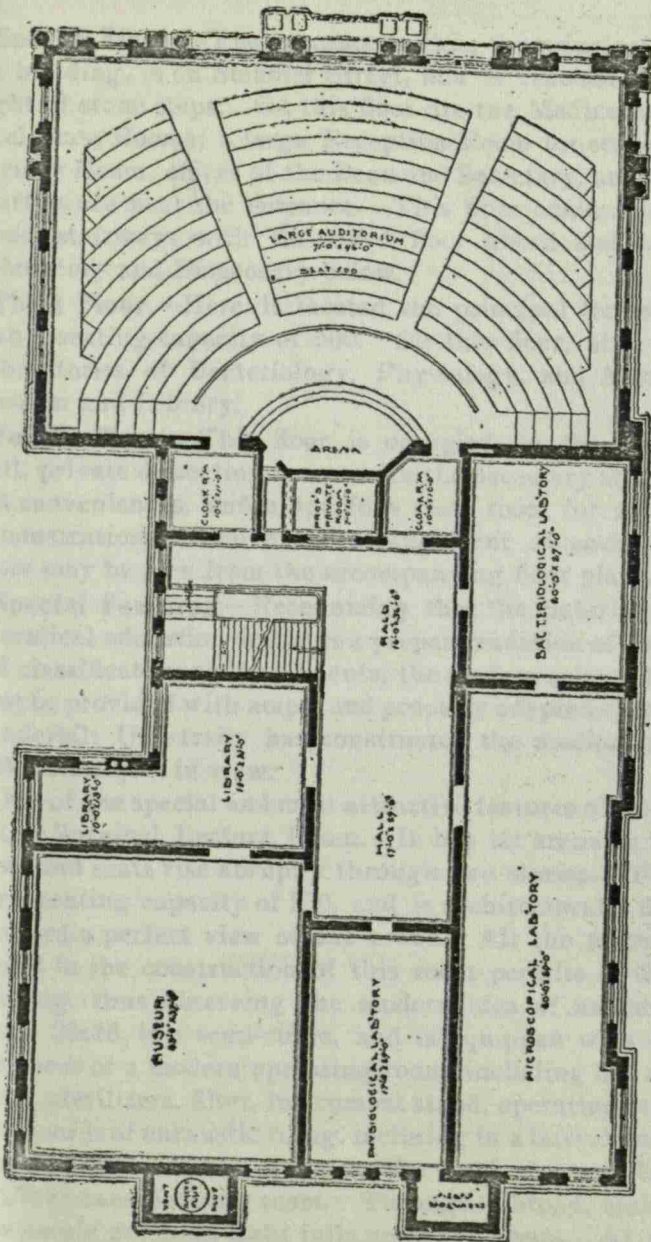


FIRST FLOOR PLAN.



SECOND FLOOR PLAN.

VANDERBILT UNIVERSITY



THIRD FLOOR PLAN.

ratory, and in a cellar beneath are the engine rooms, furnaces, etc.

Second Floor.—The entrance to this, the principal floor of the building, is on Summer Street, and is reached by a high flight of stone steps. On this floor are the Medical and Surgical Class Rooms; a large Reception Room for students, the Faculty Room, offices of the Dean and Secretary, and janitor's quarters are near the entrance. This floor communicates by broad stairways with the third floor above and with the Laboratory and Dispensary below.

Third Floor.—Here is located the principal lecture room, with a seating capacity of 500. On this floor, also, are the Laboratories of Bacteriology, Physiology, and Microscopy, Museum and Library.

Fourth Floor.—This floor is occupied by the Dissecting Hall, private dissecting rooms with the necessary attachments and conveniences, and a spacious class room for anatomical demonstrations. The exact arrangement of each of these floors may be seen from the accompanying floor plans.

Special Features.—Recognizing that the material advance in medical education demands a proper gradation of the course and classification of the students, the modern college building must be provided with ample and properly adapted class rooms. Vanderbilt University has constructed the medical building with this object in view.

One of the special and most attractive features of the college is the Surgical Lecture Room. It has its arena on the first floor, and seats rise abruptly through two stories. The room has a seating capacity of 280, and is architecturally designed to afford a perfect view of the arena. All the material employed in the construction of this room permits of thorough washing, thus observing the modern idea of asepsis. The arena, 20x16, is a semi-circle, and is equipped with the conveniences of a modern operating room, including hot and cold water, sterilizers, filter, instrument stand, operating table, etc. The floor is of encaustic tiling, inclining to a lateral drain. In close relation with the arena are the surgical consulting room and the anaesthetizing room. Through a broad, arched window ample northern light falls upon the arena. At night it

is illuminated by electric and gaslight. The students enter this room at the rear on the second floor.

The Medical Lecture Room, at the east end of the building, accommodates 280 students, and is a well-arranged auditorium. In addition to these lecture halls, there are on the second floor two class rooms, each accommodating one hundred students.

On the third floor is the Main Auditorium, with a seating capacity of 500. The anatomical class room with accommodations for one hundred and fifty students, is on the fourth floor. Here special instruction in surgical anatomy and operative surgery is given advanced students. The Dissecting Hall is located on the fourth floor, and comprises a large room 40x60, and a number of small rooms for prosectors and advanced students. In the arrangement of this hall much consideration for the comfort of the student has been shown. A dressing room with numerous lockers, a spacious lavatory and toilet room are provided. The crematory, storing and embalming rooms, necessary conveniences of this department, are in connection with the main hall. The floor is asphaltum with gutter drainage. The dissecting tables have slate tops, and each is provided with portable lights. In the arrangement and equipment of this room every effort has been made for protection against the accumulation of filth and odors.

BEGINNING OF SESSION.

The session will begin on Thursday, October 1, 1903, and close on Tuesday, April 5, 1904.

All students should present themselves punctually at the opening of the session. The loss of a few lectures at the beginning of the session may prove to be of serious embarrassment to subsequent progress.

COURSE OF STUDY.

The course of study extends through four regular sessions, each being six months in length. The course is strictly graded so that the sequence of subjects is logical; thus the student loses no time through needless repetition, and is not introduced into subjects before he is prepared to derive the greatest benefits from the instruction.

Special courses are open to graduates in medicine who wish to pursue some special line of study or research.

METHODS OF TEACHING.

The method of teaching in the class room is by didactic lectures and recitations. The recitation feature, supplemented by incidental lecturing and discussion, will be emphasized. Great stress will be laid on personal instruction in the clinics, laboratories, and demonstration rooms. Bedside instruction will be given the advanced classes. The clinics will be carried on during the entire year. Students are required to attend all the exercises of the classes to which they have been admitted.

EXAMINATION.

Each class will be examined at the end of the session. A student falling below the required grade in any subject may make up the deficiency at the beginning of the next session (not later than October 15), by satisfactorily passing a special examination in the subject in which he is deficient; otherwise, he will be required to repeat the work the next year.

Credit for a full course of instruction will not be given unless the student remains throughout the session and successfully passes all of the examinations in the subjects required in the class for which he desires credit.

Examinations during the lecture hour may be held at any time, at the option of the professor.

A candidate for graduation failing to pass in not more than two subjects will be granted a second examination, provided the average grade of his first examinations is not less than eighty-five per cent.

HONOR ROLL.

Students attaining a grade of ninety per cent in any class will have their names placed on the Honor Roll, which will be published in the Commencement Programme.

REQUIREMENTS FOR ADMISSION.

No one will be admitted to any class previous to matriculation. All candidates for admission must be of good moral character; and not less than eighteen years of age.

Each student applying for matriculation must possess the following qualifications as adopted by the Southern Medical College Association and set forth in Article IV of the Constitution.

"Section II. He shall hold a certificate as the pupil of some known reputable physician, showing his moral character and general fitness to enter upon the study of medicine." (See Certificate No. 1, appended below.)

Certificate No. 1.

-----1903.

G. C. Savage, M.D., Secretary of the Medical Department of
Vanderbilt University, Nashville, Tenn.

Dear Sir:

Mr. ----- of -----
is a gentleman of good moral character. I recommend that he be allowed to enter upon his medical studies in your college.

Yours,

(Sign here).

-----M.D.

"SECTION III. He must possess a diploma of graduation from some literary or scientific institution of learning, or a certificate from some legally constituted high school, General Superintendent of State Education, or Superintendent of some country Board of Public Education, attesting that he has been regularly examined and is possessed of at least the educational attainments required of first-grade teachers of public schools." (See Certificate No. 2, appended below.)

Certificate No. 2.

-----1903.

G. C. Savage, M.D.,
Secretary of the Medical Department of
Vanderbilt University, Nashville, Tenn.

Dear Sir:

I have examined Mr. -----
of ----- and find his scholastic attainments
equal to those required for a first-grade teacher's certificate in our public
schools.

Yours,

Superintendent of Public Instruction.

Applicants not furnishing the above certificates will be allowed one month in which to procure them.

VANDERBILT UNIVERSITY

ADVANCED STANDING.

Students who have attended one or more courses at a recognized medical college, desiring to enter this institution, will be credited with the course or courses for which they may present tickets or certificates.

The following classes of students may also apply for advanced standing: (a) Graduates of Dentistry, of Pharmacy, and of Veterinary Medicine; (b) graduates and matriculates of colleges of Homeopathy, and of Eclectic Medicine; (c) graduates of recognized colleges and universities who have completed therein prescribed courses in elementary branches of medicine, including Chemistry and Biology.

COURSE OF INSTRUCTION.

The rapid progress of medicine and the general demand for higher medical attainments, together with the experience of the Faculty, have conclusively proven the necessity for a change in the older methods of teaching. No course of instruction by didactic lectures, however learned, can take the place of laboratory training and clinical experience at the bedside, where students will be brought into close personal relations with each professor and instructor, thereby inciting them to active personal work and a higher degree of proficiency. To this end, class-room recitations will be held daily. This method, together with laboratory and clinical work, will largely replace didactic lectures, though such lectures are retained as best in some courses, and as essential, to some degree, in all. These class room quizzes are kept up through the entire course, but are made an especial feature in the first year, when students are learning the fundamental principles of medicine. They also, in a large degree, prepare the student in the way of successfully expressing himself in the written examinations at the end of each term, as well as those held for hospital appointments by State Boards.

The facilities for laboratory instruction are especially complete in themselves, containing all the equipment in apparatus and material that is needed for thorough teaching. The advantages offered for clinical instruction, which is such an important feature in the course, are excellent, both at the

large City Hospital, where there will be a clinic every day in the week, and at the college clinic and dispensary, where each student will have the opportunity to examine and prescribe for all kinds of diseases, under the personal supervision of the professor or his assistant. Advanced students will have cases from the medical, surgical, and obstetrical clinics assigned to their care for home treatment, under the direction of instructors.

It is believed that a course in the medical department of a great university such as the students here enjoy, offers facilities unexcelled by any institution in this country.

Matriculates of the Medical Department may pursue courses of study in any other department of the University without the payment of additional fees, unless the courses selected require laboratory work, in which case only the laboratory fee will be charged, to cover the use of material.

The course of study is strictly a graded one, of four years' duration, each class being taught separately.

All quizzes will be conducted in connection with the regular course of instruction, and no private quizzes will be necessary.

CHEMISTRY AND TOXICOLOGY.

DR. DUDLEY, Professor; DR. WEST, Demonstrator; MR. ALSO-BROOK and MR. HALLEY, Assistant Demonstrators.

Instruction in Chemistry is given by lectures, fully illustrated by experiments, recitations, and thorough laboratory work. It consists of a general course of inorganic and organic Chemistry, with special reference to medicine. In the first year three lectures and recitations a week are given in general and inorganic Chemistry, and four hours a week are given in general experiments and qualitative Analysis. In the second year the course consists of two lectures and recitations a week on organic and physiological Chemistry, and two hours a week in analysis of urine and other physiological products in the laboratory. Each student has a laboratory desk assigned him, in which he keeps his apparatus under lock and key during the entire session. The chemical laboratories are equipped with all the apparatus necessary for the prosecution of the most thorough and advanced work in medical Chemistry.

VANDERBILT UNIVERSITY

OPHTHALMOLOGY.

DR. SAVAGE, Professor; DR. DOAK, Assistant.

Two didactic lectures a week are delivered on Ophthalmology to the fourth-year class. Two clinics each week will be held during the session; one at the City Hospital, the other in the college building.

The use of instruments for the diagnosis and treatment of the various diseases of the eye, is taught during the session in subdivisions of the class, in a room specially arranged for the purpose.

SURGERY AND CLINICAL SURGERY.

DR. EVE, Professor; DR. BRYAN, Adjunct Professor and Demonstrator.

Instruction in this subject is given the students of the third and fourth years, who are admitted to the surgical clinics.

The course embraces the whole of general surgery, and is so divided that third-year students are taught the principles of surgery, including surgical pathology, by lectures and recitations. A considerable time will be devoted to surgical bacteriology. Instruction in the methods for the reduction of dislocations and the preparation of splints and other surgical appliances is given in the lecture room, followed by clinical instruction.

Fourth-year students are taught by lectures and demonstrations in operative surgery, which will cover the practical technique of surgical work.

The subject of asepsis and antisepsis will receive special attention. In the surgical laboratory the classes are divided into sections and taught the proper methods of applying bandages, splints, and dressings, and they are also given a thorough course in operative work, the student being required to operate on the cadaver himself, under the guidance of the demonstrator.

A course of instruction in rectal diseases will be given by Professor Cooke, mostly by clinical methods.

PRINCIPLES AND PRACTICE OF MEDICINE, AND CLINICAL MEDICINE.

DR. WITHERSPOON, Professor; DR. GAINES, Adjunct Professor; DR. CLARY, Assistant.

The instruction in medicine is divided so that students of

the third year receive lectures upon suitable subjects, together with thorough training in physical diagnosis, including the use of the stethoscope and other instruments so necessary for thorough diagnosis. The position of the organs of the body in their normal state, and their deviations in disease are taught upon human subjects and patients from the outdoor clinics. For this purpose the class is divided into sections, and each student is required to examine patients under the supervision of the professor or his assistant.

The studies of the fourth year are taught by lectures and clinics. Students are called in rotation to examine and prescribe for patients every week. They are also given patients who are unable to leave home, and will attend them through the entire illness, under the guidance of the professor or his assistant. This, together with class work which is given every week, bedside instruction, and recitations, is the method by which students acquire proficiency and self-reliance.

PHYSIOLOGY.

DR. PRICE, Professor; DR. WEST, Assistant.

The instruction in this course extends over the first and second years, and consists of lectures, recitations, and experiments. During the first year thorough instruction in cell physiology, the blood, the circulation, digestion, respiration, and muscle-nerve physiology will be given. In the second year excretion, metabolism, animal heat and the central nervous system will be carefully studied.

ANATOMY.

DR. BRIGGS, Professor; DR. MARR, Demonstrator; DR. HOLLABAUGH, Assistant Demonstrator.

The plan of teaching anatomy pursued is somewhat different from that usually employed. Instead of didactic lectures by the professor, portions of a standard text-book are assigned, and recitations are conducted, interspersed with explanatory notes, and every point is fully illustrated by models, charts, and the dissected subject. Students are furnished bones for study during the college term.

First-year students complete the study of bones, joints, ligaments and muscles. Second-year students complete the sub-

VANDERBILT UNIVERSITY

ct, including regional and visceral anatomy. In the third year a course on Applied Anatomy, in which the systematic study of the normal, living body will be taken up. This course will include regional, relational and surface anatomy, the living model being constantly used for study and demonstration.

Special attention is paid to practical anatomy. The plan of instruction includes both quizzes and demonstrations. Each student is required to dissect *at least* one entire subject. The first year is devoted to the dissection of the extremities, and during the second year the head, neck, thorax, abdomen, and pelvis are dissected.

Abundant material for dissection is furnished without cost to the student.

MATERIA MEDICA AND THERAPEUTICS.

DR. WITT, Professor; DR. RUDDIMAN, Lecturer on Pharmacy; DR. LITTERER, Assistant; MR. de GRAFFENRIED, Assistant in Pharmacy.

The instruction in Materia Medica and Therapeutics extends over the first two years of the course. First-year students are taught the physical and chemical properties of drugs—their sources, preparation, doses, and chemical and pharmaceutical compatibilities. A complete collection of drugs is used to familiarize the student with their properties. During the second year the course embraces general therapeutics, modes of administering drugs, the physiological action and therapeutic uses of individual drugs. Other remedial agencies receive consideration during the course.

One lecture a week in Pharmacy and two hours a week in pharmaceutical laboratory are given by Dr. Ruddiman and his assistants to the first-year class.

OBSTETRICS.

DR. ALTMAN, Professor; DR. HOLLABAUGH, Assistant.

Instruction in Obstetrics is given to the third-year and fourth-year students, and embraces lectures and recitations, including obstetric anatomy and physiology, with a sufficient amount of embryology. The ultimate aim of the course is to make the graduates practical and skillful accoucheurs, com-

petent to conduct emergency cases, as well as the simpler ones of normal labor. Casts, wall plates, manikins, and other means for demonstration will be freely used to facilitate a correct understanding of the instruction given.

In addition to the clinical advantages furnished at the City Hospital, midwifery cases are selected from among the poorer classes, to which a certain number of fourth-year students will be taken by the professor. Thus each member of the classes will have the opportunity of acquiring practical experience in obstetric work.

HISTOLOGY, PATHOLOGY, AND BACTERIOLOGY.

DR. LEROY, Professor; DR. LITTERER, Demonstrator;
MR. DUARTE, Assistant Demonstrator.

The course in Normal Histology embraces the preparation, section-cutting, staining and mounting of normal tissues and their subsequent study under the microscope. Ample laboratory space is supplied, abundant material given, and the work of the student is performed under the personal supervision of the professor and his assistants. The laboratory demonstrations are profusely illustrated by means of an electric projection lantern and a complete series of slides. A course of lectures on Normal Histology extends throughout the year.

Instruction in Pathology consists of lectures and practical work in the laboratory and *post-mortem* room. In the second year Pathological Histology is made continuous with the course in Normal Histology. An abundance of pathological material is obtained from the college clinics, the *post-mortem* room, and hospital wards. Microtomes, freezing, infiltrating, and imbedding apparatus are available, and the laboratories are supplied with a complete equipment of modern microscopes.

The instruction in Morbid Anatomy will consist of lectures and laboratory demonstrations and the exhibition of specimens illustrating the various diseases of organs.

The course in Clinical Microscopy is intended to supply the student with the various uses of the microscope in the diagnosis of diseases, and includes instruction in the microscopy of the various secretions and excretions of the body, and the methods for detecting pathological conditions.

VANDERBILT UNIVERSITY

For instruction in Bacteriology, the laboratory is supplied with all the necessary apparatus for a comprehensive course in this subject. The student is individually taught the different procedures of media making and of bacteriological technique, besides mounting and studying specimens of the various pathogenic micro-organisms. As full an assortment of the various bacteria as can be conveniently maintained is kept constantly on hand. Every facility is afforded in this department for original work. For illustrating the above courses, an electric lantern with microscopic projection apparatus is used.

Post-graduate Courses.—The laboratory, having a most complete outfit of all the necessary apparatus, is especially adapted for post-graduate instruction, as well as for the instruction of students who desire to take a special course in laboratory research. Post-graduates desiring to avail themselves of modern methods in microscopic diagnosis will find every facility extended for pursuing their studies. The laboratory is open for instruction at least six hours each day, and the professor or his assistants will be available at such hours so as not to conflict with special clinical or other post-graduate work.

ABDOMINAL SURGERY.

DR. BARR, Professor; DR. HARRIS, Assistant.

A thorough course in Abdominal Surgery will be given to third and fourth year students. The course is intended primarily to fit the general practitioner for the early recognition and differentiation of the Surgical Diseases of the Abdominal Viscera, but at the same time it gives the future Abdominal Surgeon a thorough training in operating-room technique. The technic of the different operations upon the Abdominal Viscera will be carefully and thoroughly demonstrated at clinics in the college and hospital amphitheaters, as well as upon the cadaver and upon the lower animals in the college laboratory.

GYNECOLOGY.

DR. BURCH, Professor; DR. DIXON, Assistant.

The instruction in this course will extend over the third and fourth years. The third-year students are taught the

anatomy of the female genital organs and of the pelvic floor. The disorders of menstruation and the inflammatory diseases of the uterus and appendages are also included in this course. During the fourth year the work is nearly all practical. One hour a week is given to didactic teaching, and, under the direction of the professor, the class, in subdivisions, will examine patients in the clinic. Students are required to perform the various gynecological operations on the cadaver, under the direction of the demonstrator. Both classes attend hospital and college clinics.

DISEASES OF THE EAR, THROAT, AND NOSE.

DR. PRICE, Professor; DR. G. H. SAVAGE, Assistant.

One hour a week, together with clinics, will be devoted to the diseases of the Ear, Throat, and Nose, with the third-year class. The use of instruments in the treatment and diagnosis of disease will be taught individually.

DISEASES OF CHILDREN.

DR. WILSON, Clinical Professor.

A thorough course in the feeding and care of infants and the diseases of children, comprising two lectures and a clinic a week, will be given to the third-year class.

GENITO-URINARY AND VENEREAL DISEASES.

DR. GLENN, Clinical Professor.

To illustrate the regular course of lectures on this subject, patients suffering with gonorrhœa and syphilis in the various stages are exhibited; specimens of diabetic, albuminous, and healthy urine are analyzed before the class. The methods of using the endoscope and cystoscope will be thoroughly explained. The surgical operations for calculus, stricture, etc., will be performed before the class.

A gold medal is offered each year by Dr. Glenn to the student of the third or fourth-year classes who attains the highest grade on a special examination.

NEUROLOGY, DERMATOLOGY, AND ELECTROTHERAPY.

DR. EDWARDS, Clinical Professor.

This course is given to the fourth-year class.

VANDERBILT UNIVERSITY

Instruction in Neurology includes a careful study of the minute anatomy and physiology of the central nervous system, a knowledge that alone can be the basis for a clear, exact, and rational comprehension of mental and nervous diseases. To this is added clinical instruction.

Dermatology is taught clinically and by lectures illustrated with charts, plates and wax casts. The students are taught the causes, symptoms, pathology, diagnosis, and treatment of skin diseases.

The course in Electro-therapy is divided as follows: 1. Electro-physiology. 2. Electro-physiology. 3. Therapeutical instruction on the application of electricity in its relation to disease. This course is thoroughly illustrated by demonstrations with the latest appliances.

PROCTOLOGY.

DR. COOKE, Clinical Professor.

This course will be almost entirely clinical, and includes instruction in examination of the rectum, as well as the diagnosis and treatment of the various diseases. Operations for hemorrhoids, fistula, etc., will be performed before the class. Special attention will also be given to the non-operative treatment of these diseases.

MEDICAL JURISPRUDENCE.

MR., Lecturer.

Forensic medicine is taught by a course of lectures to the senior class.

HYGIENE.

DR. LEROY, Lecturer.

A thorough course of lectures on hygiene and sanitary science is delivered to the senior class. This course is illustrated by diagrams and drawings.

DENTAL SURGERY.

DR. LEONARD, Lecturer.

A thorough course on dentition, also the care and treatment of the teeth, and their relation to disease will be given to the first-year class.

PHYSICS.

DR. WEST, Instructor.

Two recitations a week in physics, illustrated by experiments, are given to the first-year class.

AUTOPSIES.

Instruction in *post-mortem* examination is given to the third and fourth-year classes, as a part of the course in pathology in the anatomical amphitheater. This course will be of special value to the student.

OUTLINE OF THE COURSE.

The course of instruction, beginning in October, 1903, is divided as follows:

First Year.

General Chemistry; Anatomy (Osteology, Syndesmology, and Myology); Histology; Physiology; Materia Medica; Pharmacy; Physics; Normal Physical Diagnosis; Dissecting; Chemical Laboratory; Pharmaceutical Laboratory; Histological Laboratory; College Clinics.

Second Year.

Organic Chemistry; Anatomy; Pathology; Physiology; Therapeutics; Regional Anatomy; Physical Diagnosis; Hygiene and Sanitary Science; Dissecting; Chemical Laboratory; Pathological Laboratory; College Clinics.

Third Year.

Therapeutics; Pathology; Medicine; Principles of Surgery; Surgical Anatomy; Throat, Nose, and Ear; Obstetrics; Gynecology; Abdominal Surgery; Proctology; Physical Diagnosis; Bacteriological Laboratory; Medical Laboratory; Surgical Laboratory; Genito-Urinary and Venereal Diseases; Diseases of Children; Dental Surgery; College and Hospital Clinics.

Fourth Year.

Medicine; Practice of Surgery; Ophthalmology; Obstetrics; Abdominal Surgery; Gynecology; Bacteriology; Nervous Diseases; Genito-Urinary and Venereal Diseases; Electro-Therapy; Medical Jurisprudence; Pediatrics; Toxicology; Proctology; Autopsies; Skin Diseases; Medical Laboratory; Surgical Lab-

oratory; Gynecological Laboratory; Clinical Microscopy; College and Hospital Clinics.

COLLEGE DISPENSARY AND CLINICS.

The arrangements provided for the dispensary and clinical patients are unexcelled; large and airy waiting-rooms and numerous consultation rooms being provided on the first floor. Adjacent to these rooms are the gynecological and ophthalmological rooms, the apothecary shop, etherizing room, and entrance to the surgical arena.

Six general clinics will be held each week at the college before all students, and the third and fourth year classes will be subdivided into small sections to attend the dispensary clinics, which will be held daily. Patients from the private practice of the members of the Faculty will be brought before the classes as often as practicable.

The dispensary supplies ample interesting material for the clinics. There were treated in the dispensary during the past year nearly 10,000 cases.

CITY HOSPITAL.

One clinic will be held daily throughout the session at the City Hospital, which is only seven minutes' walk from the medical building, and the third and fourth year classes will be required to attend these clinics.

Hospital Staff.—Profs. G. C. Savage, Duncan Eve, J. A. Witherspoon, O. H. Wilson, W. F. Glenn, R. A. Barr, and L. Burch.

ST. THOMAS' HOSPITAL.

This splendid hospital is just completed, and is thoroughly modern in every respect. The arrangements are admirable for clinical instruction, and this institution will have the same hospital facilities as are accorded all others.

TEXT AND REFERENCE BOOKS.

Chemistry.—Bartley.

Chemical Analysis.—McGill, Eliot and Storer.

Urine Analysis.—Tyson.

Medicine.—Osler, Tyson, Anders.

Physical Diagnosis.—Musser, DaCosta.

- Materia Medica and Therapeutics.**—Potter, Hare, Wood.
Pharmacy.—Pharmacopœia, National or U.S. Dispensatory.
Physiology.—Kirk, Chapman, Howell's Am. Text-Book.
Histology.—Leroy, Stohr, Bohm-Davidoff-Huber.
Pathology.—Stengel, Green, Coplin.
Clinical Microscopy.—Vierodt, Simon.
Bacteriology.—Williams, McFarland, Muir and Ritchie, Levy and Klemperer.
Anatomy.—Gray, Gerrish, Morris.
Gynecology.—Penrose, Davenport, Skene, American Text-Book, Kelly, Read.
Abdominal Surgery.—Greig Smith, Douglas.
Surgery.—Park, Wyeth, American Text-Book.
Obstetrics.—Hirst, Jewett, Dorland, Grandin, and Jarman.
Neurology.—Church and Peterson, Jacob's Atlas, Hirt.
Diseases of the Eye.—Nettleship, May, Savage.
Diseases of the Ear.—Bacon.
Diseases of the Throat and Nose.—Coakley, Gradle.
Diseases of Children.—Rotch, Holt.
Hygiene and Sanitary Science.—Egbert, Abbott, Harrington
Genito-Urinary and Venereal Diseases.—Taylor, Keys, Morrow, White and Martin, Hayden, Mereck.
Medical Jurisprudence.—Reese.
Embryology.—Quain, Shafer, Heisler.
Electro-Therapy.—Biglow and Massey.
Dermatology.—Hyde, Shoemaker, Mereck Hand Atlas.
Micro-Technic.—A. B. Lee, Mallory and Wright, Von Kahlden.
Hematology.—Cabot, Ewing.

REQUIREMENTS FOR A DEGREE.

To be eligible for the degree of Doctor of Medicine, every candidate must fulfill the following conditions:

1. He must have attained the age of twenty-one years, and must sustain a good reputation for moral character.
2. He must have spent four years as a student in this school; or, if but one, two or three years in this school, he must have pursued such studies, in some other recognized institution, as are considered by the Faculty to be the equivalent of the re-

VANDERBILT UNIVERSITY

inder of the full term of study. The last year must have
en in this school.

B. He must have passed, to the satisfaction of the Faculty,
of the prescribed examinations of the course.

HONORS AND PRIZES.

Founder's Medal.—This is the highest prize offered in each
partment of the University, and in the Medical Department
is awarded each year to the graduate who attains the high-
average grade in his medical course.

Scholarships.—To each student attaining the highest av-
ge grade in the first, second, and third years will be
arded a scholarship valued at fifty dollars, which will be
dited on the tuition of the following year.

Appointments.—Two appointments will be at the disposal
the Faculty each year—one in the City Hospital, and the
er in the County Hospital. The graduate receiving the
hest grade will be given the first choice of these positions;
graduate having the next highest grade will be given the
er position.

FEES.

Tuition fee for each year. This includes matriculation
fee, professor's ticket, laboratory and demonstra-
tion fees, and hospital fee, which latter is \$5, and
must be paid by each student of the third and fourth
year to the Superintendent of the City Hospital (as
required by city ordinance)\$100 00

Contingent fee, to cover breakage of apparatus and
damage to building, which will be returned, less
the charges, at close of session 5 00

Total for first, second, and third year students\$105 00

Graduation fee charged Seniors 25 00

Total for graduates\$130 00

The graduation fee will be returned should the appli-
cant fail to graduate.

Post-graduate Courses.

graduates of the Medical Department of this University
pursue post-graduate or special advanced courses without
rge, except laboratory courses, for which the fee shall be

\$10 each, and a hospital fee of \$5. Other applicants for special or post-graduate courses will be charged as follows:

Hospital fee	\$ 5 00
One subject	20 00
Two subjects	30 00
Three subjects	40 00
Laboratory courses, each	20 00

WITHDRAWAL.

Students withdrawing or receiving their dismissal from the department after two weeks' attendance will not be entitled to any return of fees.

DIRECTIONS.

On arriving in the city, the student can best reach the Medical Building by taking an electric street car at the depot and riding to the *Transfer Station*, there transferring either to a car marked "South Cherry" or "Fairfield," getting off at Elm Street, and walking one square to the right. On arriving in the city, students may go at once to the Medical Building, or to the office of the Secretary, No. 139 North Spruce Street (three squares from the Union Depot). At either place they will be received and directed to suitable boarding places. Vanderbilt University does not employ drummers or agents to meet students at the trains.

COMMUNICATIONS.

All communications regarding the Medical Department should be addressed to

DR. G. C. SAVAGE, *Secretary*,
No. 139 North Spruce Street, Nashville, Tenn.

VANDERBILT UNIVERSITY

Catalogue of Students, 1902-1903.

NAME.	POST-GRADUATES.	STATE.
er, Dr. Fred Arthur	Tennessee.
se, Dr. Harry W.	California.
k, Dr. James Elmore	Tennessee.
ris, John H.	Tennessee.
g, Dr. J. Culberth	Texas.
ocks, Dr. Robert Franklin	Alabama.
en, Dr. Joseph Dougal	Arkansas.
d, Dr. J. Fleetwood	Texas.
en, Dr. Adolphus Burleson	Texas.
od, Dr. Isaac David	Alabama.
rkman, Dr. William Henry	W. Virginia.

FOURTH YEAR (SENIORS).

ns, William D.	Indian Territory.
Charles Gideon	Mississippi.
ton, Marvin Asbury	Tennessee.
e, James Walter	Tennessee.
gforth, David Oliver	Mississippi.
lette, Benjamin Lafayette	Tennessee.
l, William George	Mississippi.
k, Walter Spencer	Tennessee.
y, William Franklin, Jr.	Alabama.
pton, Wheeler Wilkinson	Tennessee.
r, George Alonzo	Tennessee.
e, Richard Wiggin	Alabama.
son, James Robertson	Tennessee.
n, William Clarence	Alabama.
an, William Adolphus	Tennessee.
Thomas Clemens	Kentucky.
land, James Hiram	Texas.
d, William Ernest	Texas.
Urban Rivers	Mississippi.
way, Ethelbert Hines	Tennessee.
ilton, John C.	Mississippi.
ard, John William	Arkansas.
s, James William	Tennessee.
r, Harry Fisher	Kentucky.
n, Thomas, Jr.	Tennessee.
eral, Raphael	Maine.
be, William Michael	California.
ight, Edward DeWitt	Tennessee.
n, Robert Bailey	Arkansas.
ts, Percy Clinton	Tennessee.
ons, Walter Heinman	Texas.
on, Joseph Price	Mississippi.
ams, Edward Leslie	Mississippi.
n, John William	Tennessee.
	Alabama.

THIRD YEAR.

athy, Berry Chapman	Tennessee.
ght, Baxter	Tennessee.
rook, J. Walter	Alabama.
an, John William, Jr.	Tennessee.
vy, Moses Andrew	Tennessee.
James Columbus	Texas.
ell, Howard Beirne	Alabama.
nter, Forest Lafon	Kentucky.
r, Arthur Ferdinand	Tennessee.
y, Albert Smith	Kentucky.
enried, T. Seay	Alabama.

MEDICAL DEPARTMENT

NAME.	STATE.
Eve, Duncan, Jr.	Tennessee.
Farrington, Wm. Prentice	Texas.
Felder, John Lawson	Oklahoma.
Ford, John Franklin, Jr.	Texas.
Grainger, Gustavus Adolphus	Tennessee.
Gray, Conner Easley	Tennessee.
Hand, Leslie Murphy	Alabama.
Haynes, Frank Boykin	Alabama.
Jeter, J. Edgar	Tennessee.
Lawler, John Martin	Tennessee.
Lemoine, Jules Martin	Tennessee.
Medling, Wm. Lindsey	Tennessee.
Moore, John White	Tennessee.
McKenzie, Charles Fisk	Tennessee.
Northcut, Eugene Ebon	Tennessee.
Odom, Wm. Howard	Tennessee.
Polk, Thomas Will.	Kentucky.
Reynolds, Wilson Everette	Tennessee.
Rowan, Samuel Lamb	Mississippi.
Sears, Carl M.	Kentucky.
Shelton, Joseph Harrison	Texas.
Singletary, Winston Burnette	Louisiana.
Stroud, William Oscar	Tennessee.
Teachout, Stanley Ross	Tennessee.
Towns, Sherrod Ross	Mississippi.
West, James Whitaker	Alabama.
Williamson, George Leon	Tennessee.
Williamson, John Shuler	Alabama.
Wright, Leslie Murphy	Alabama.

SECOND YEAR.

Black, Forest Alvin	Kentucky.
Bundy, Orrville Taylor	Texas.
Cate, Clifton Clarence	Texas.
Colgin, Merchant Wm.	Texas.
Collins, Franklin Edwin	Mississippi.
Couch, Ezekiel Harvey	Alabama.
Danley, James Walter	Tennessee.
Diggs, Graham W.	Mississippi.
DeWitt, Paul	Tennessee.
Evans, Charles Edward	Tennessee.
Evans, George Moore	Texas.
Gamble, Charles Derbert	Mississippi.
Grizzard, Robert Wm., Jr.	Tennessee.
Halley, Albert Robert	Mississippi.
Harrington, Charles Benjamin	Tennessee.
Hoss, Henry Sessler	Tennessee.
Houston, Andrew Lannius	Alabama.
Howell, John Blanch	Mississippi.
Howell, Roland Hill	Texas.
Ivy, Frank Price	Mississippi.
Jones, Guy Russell	Kentucky.
Jones, William Hamilton	Tennessee.
Kirk, Elliott W.	Illinois.
Mann, Robert, Jr.	Tennessee.
Martin, Lewis Ernest	Mississippi.
Mizell, Sewell	Texas.
Morris, I. J.	Texas.
Mounger, Harvey Thompson	Mississippi.
MacDonell, Wm. Williams	Tennessee.
McCrary, Wm. Mercer	Tennessee.
McIlvain, Edgar Stanley	Kentucky.
Overton, John	Tennessee.
Pearson, William Richmond	Tennessee.
Perry, Alexander, Jr.	Tennessee.
Phillips, Thomas Henry	Tennessee.
Reid, Wightman Tillotson	Tennessee.
Roemer, Frederick John	Kentucky.
Scales, Samuel Webb	Texas.
Shell, Lovick Pierce	Mississippi.
Strock, Charles Stewart	Alabama.
Templin, Oscar Elsworth	Alabama.
Terry, Robert L.	Indian Territory.
Welch, Sylvester H., Jr.	Texas.
Wright, Miles Ernest	Kentucky.
Woods, George Edens	Illinois.
	Tennessee.

VANDERBILT UNIVERSITY

NAME.	FIRST YEAR.	STATE.
Akehurst, Roy L.		Tennessee.
Billington, Roy W.		Tennessee.
Bryan, Oval Nelson		Tennessee.
Campbell, Marvin Bishop		Tennessee.
Cobb, Robert Linah		Tennessee.
Frater, Joseph John		Kentucky.
Furr, Frances Lee		Tennessee.
Gray, Arthur Harvill		Mississippi.
Hargis, Edward Lewis		Tennessee.
Harwood, Thomas Everette, Jr.		Tennessee.
Hu, Thomas		Tennessee.
Lee, Robert Duke		China.
Matthews, Edward Carter		Georgia.
Moffitt, Sidney Alonzo		Tennessee.
Moore, Tom Tansil		Tennessee.
McRee, Wm. Campbell		Tennessee.
Nash, Albert Ware		Tennessee.
Nolen, Beverly Toon		Texas.
Patterson, Earle A		Tennessee.
Powers, Vernon Blanks		Ohio.
Randale, H. E.		Texas.
Respass, Herbert		Connecticut.
Richards, William Daniel		Georgia.
Rowan, Elias Alford, Jr.		Tennessee.
Simmons, Robert Olin		Mississippi.
Smith, Morgan		Georgia.
Towns, Wm. Henry		Louisiana.
Travis, Hartman Porter		Mississippi.
Turner, C. B. A.		Tennessee.
Ward, C. Cabler		Tennessee.
Winchester, James McNeill		Tennessee.
Yount, John Henry		Missouri.
		Missouri.

GRADUATES, SESSION 1902-1903.

NAME.	STATE.
Atkins, William Daniel	Indian Territory.
Bell, Charles Gideon	Mississippi.
Blanton, Marvin Asbury	Tennessee.
Brice, James Walter	Tennessee.
Bridgforth, David Oliver	Tennessee.
Burdette, Benjamin Lafayette	Mississippi.
Clyrd, William George	Tennessee.
Black, Walter Spencer	Mississippi.
Cary, William Franklin, Jr.	Tennessee.
Compton, Wheeler Wilkinson	Tennessee.
Cryer, George Alonzo	Tennessee.
Coke, Richard Wiggin	Alabama.
Crawson, James Robertson	Tennessee.
Coxon, William Clarence	Alabama.
Cuncan, William Adolphus	Tennessee.
Cye, Thomas Clemens	Kentucky.
Dastland, James Hiram	Texas.
Doyd, William Ernest	Texas.
Dox, Urban Rivers	Mississippi.
Dalloway, Ethelbert Hines	Tennessee.
Damilton, John Cowle	Mississippi.
Donard, John William	Arkansas.
Davis, James William	Tennessee.
Dinor, Harry Fisher	Kentucky.
Doran, Thomas, Jr.	Tennessee.
Dothermal, Raphael	Maine.
DeCabe, William Michael	California.
DeKnight, Edward DeWitt	Tennessee.
Dyson, Robert Bailey	Arkansas.
Dauds, Percy Clinton	Tennessee.
Dummons, Walter Heinman	Texas.
Datson, Joseph Price	Mississippi.
Dilliams, Edward Leslie	Mississippi.
Dilson, John William	Tennessee.
	Alabama.

MEDICAL DEPARTMENT.

Black.....	Mississippi.
rt.....	Georgia.
.....	Tennessee.
ey.....	Tennessee.
.....	Tennessee.
.....	Georgia.
.....	Louisiana.
.....	Tennessee.
.....	Tennessee.
.....	Tennessee.
.....	Tennessee.
.....	Missouri.
.....	Tennessee.
.....	South Carolina.
.....	Missouri.

Vanderbilt

tt, Jr., Tennessee.
 ington, Tennessee.
 ton, Tennessee.
 Tennessee.
 Tennessee.
 ornia.

MEDICAL DEPARTMENT

MEDICAL DEPARTMENT

THE UNIVERSITY OF VANDERBILT
 MEDICAL DEPARTMENT
 1880