


REGISTER
OF
Vanderbilt University
For 1923-1924

ANNOUNCEMENT
For 1924-1925

School of Medicine

NASHVILLE, TENN.
PRINTED FOR THE UNIVERSITY
1924



BOARD OF TRUST

1926*

ALLEN R. CARTER, B. A.	Louisville, Ky.
ARTHUR B. RANSOM	Nashville, Tenn.
W. PHILLIPS CONNELL, B. S., M. S.	Baton Rouge, La.
CHARLES N. BURCH, B. A., LL. B.	Memphis, Tenn.
MORRIS BRANDON	Atlanta, Ga.
FLETCHER S. BROCKMAN, B.A.	New York, N. Y.
LEE J. LOVENTHAL	Nashville, Tenn.
JOEL O. CHEEK	Nashville, Tenn.
JOHN E. EDGERTON, M.A.	Lebanon, Tenn.

1928*

J. H. DYE, D.D.	Searcy, Ark.
EUGENE J. BUFFINGTON	Chicago, Ill.
FRANK C. RAND, B.A.	St. Louis, Mo.
WILSON L. HEMINGWAY, B.S.	St. Louis, Mo.
W. F. BRADSHAW, JR., B.S.	Paducah, Ky.
P. D. HOUSTON	Nashville, Tenn.
†ROBERT T. SMITH, LL.B.	Nashville, Tenn.
†E. E. BARTHELL, LL.B.	Chicago, Ill.

1930*

CHANCELLOR J. H. KIRKLAND, LL.D., D.C.L., Ph.D.	Nashville, Tenn.
W. R. COLE, B.A.	Nashville, Tenn.
R. F. JACKSON, LL.B.	Nashville, Tenn.
G. B. WINTON, D.D.	St. Louis, Mo.
W. T. HALE, JR.	Nashville, Tenn.
J. C. McREYNOLDS, B. S., LL.B.	Washington, D. C.
†E. MARVIN UNDERWOOD, B.A.	Atlanta, Ga.
†JOHN J. TIGERT, B.A., LL.B.	Washington, D. C.

1932

JOSEPH B. BINGHAM	Carrollton, Miss.
CHARLES CASON, B.A.	New York, N. Y.
JESSE P. NORFLEET, B.A.	Memphis, Tenn.
NORMAN H. DAVIS	New York, N. Y.
JOHN LEWIS DANTZLER, B. P.	New Orleans, La.
†HORACE H. WHITE, B.A.	Alexandria, La.
†HERVEY FILES CRENSHAW, B.S.	Montgomery, Ala.

*The term of office expires at the annual meeting of the Board of Trust in the year indicated.

†Alumni Trustees. Elected by Board of Trust upon nomination of alumni by postal ballot through Alumni Association.

OFFICERS OF THE BOARD

W. R. COLE, B.A., *President.*

G. B. WINTON, D.D., E. J. BUFFINGTON, *Vice Presidents.*
JOHN E. EDGERTON, M.A., *Secretary*-----Lebanon, Tenn.
P. D. HOUSTON, *Treasurer*-----Nashville, Tenn.
J. E. HART, *Bursar*-----Nashville, Tenn.

EXECUTIVE COMMITTEE

W. R. COLE, B.A., *Chairman.*

P. D. HOUSTON,
R. F. JACKSON, LL.B.,
LEE J. LOVENTHAL,
JAMES H. KIRKLAND, LL.D.,
R. T. SMITH,
W. T. HALE, JR.

FACULTY

JAMES H. KIRKLAND, Ph.D., LL.D., D.C.L., *Chancellor.*

G. CANBY ROBINSON, A.B., M.D., *Dean-elect.*
Professor of Medicine, *elect.*

LUCIUS E. BURCH, M.D., F.A.C.S., *Acting Dean.*
Professor of Gynecology.

DUNCAN EVE, M.A., M.D., F.A.C.S.
Professor of Surgery and Clinical Surgery.

J. A. WITHERSPOON, M.D., LL.D., F.A.C.P.
Professor of Medicine and Clinical Medicine.

GEORGE H. PRICE, B.E., M.S., M.D.
Professor of Eye, Ear, Nose and Throat.

W. H. WITT, M.A., M.D.
Professor of Medicine and Clinical Medicine.

J. T. ALTMAN, M.D.
Professor of Obstetrics.

RICHARD A. BARR, B.A., M.D., F.A.C.S.
Professor of Surgery and Clinical Surgery.

WILLIAM LITTERER, M. A., Ph. C., M. D.
Professor of Bacteriology.

W. A. BRYAN, M.A., M.D., F.A.C.S.
Professor of Surgery and Clinical Surgery.

OWEN H. WILSON, B.E., M.D.
Professor of Diseases of Children.

S. S. CROCKETT, M.D.
Professor of Nervous and Mental Diseases.

A. N. HOLLABAUGH, M.D.
Professor of Obstetrics.

J. M. KING, B.S., M.D.
Professor of Dermatology and Electro-Therapeutics.

W. D. HAGGARD, M.D., F.A.C.S.
Professor of Surgery and Clinical Surgery.

ROBERT CALDWELL, M.D., F.A.C.S.
Professor of Surgical Anatomy.

VANDERBILT UNIVERSITY

PERRY BROMBERG, M.D. F.A.C.S.
Professor of Genito-Urinary Surgery.

BENJAMIN T. TERRY, M.A., M.D.
Professor of Pathology.

J. T. LEARY, M.S.
Acting Professor of Chemistry.

M. M. CULLOM, B.A., M.D., F.A.C.S.
Clinical Professor of Diseases of Eye, Ear, Nose and Throat.

CHARLES EDWIN KING, M.S., Ph.D.
Acting Professor of Physiology, Pharmacology, and Therapeutics

WILL CAMP, M.D.
Acting Professor of Anatomy.

W. E. COOPER, M.D., MAJOR M.C., U. S. ARMY.
Professor of Military Science and Tactics.

ASSOCIATE PROFESSORS

DUNCAN EVE, JR., M.D., F.A.C.S.
Associate Professor of Surgery.

A. W. HARRIS, M.D.
Associate Professor of Nervous Diseases and Instructor in
Medicine.

H. M. TIGERT, M.D., F.A.C.S.
Associate Professor of Gynecology.

WILLIAM McCABE, M.D., F.A.C.S.
Associate Professor of Surgery.

O. N. BRYAN, M.D.
Associate Professor of Medicine.

W. A. OUGHTERSON, M.D.
Associate Professor of Medicine.

JACK WITHERSPOON, M.D.
Associate Professor of Medicine.

W. C. DIXON, M. D., F.A.C.S.
Associate Professor of Gynecology.

WILLIAM G. KENNON, M.D.
Associate Professor of Eye, Ear, Nose and Throat.

R. W. BILLINGTON, M.D.
Associate Professor of Orthopedics.

ASSISTANT PROFESSORS

JOSEPH F. GALLAGHER, M.D., F.A.C.S.
Assistant Professor of Gynecology.

McPHEETERS GLASGOW, M.D.
Assistant Professor of Gynecology.

EUGENE ORR, M.D.
Assistant Professor of Eye, Ear, Nose and Throat.

ROBERT E. SULLIVAN, M.D.
Assistant Professor of Eye, Ear, Nose and Throat.

ADAM G. NICHOL, M.D.
Assistant Professor of Orthopedics.

J. OWSLEY MANIER, M.D.
Assistant Professor of Medicine.

S. C. COWAN, M.D.
Assistant Professor of Obstetrics.

LECTURERS

C. F. ANDERSON, M.D.
Lecturer on Venereal Diseases.

DAVID R. PICKENS, M.D.
Lecturer on Rectal Diseases.

EUGENE L. BISHOP, M.D.
Lecturer on Preventive Medicine.

INSTRUCTORS, ASSISTANTS AND DEMONSTRATORS,

LARKIN SMITH, M.D.
Instructor in Medicine.

W. J. CORE, M.D.
Instructor in Medical Jurisprudence, and Anaesthetics, and
Assistant in Medicine.

LLOYD PILKINTON, M.D.
Instructor in Clinical Microscopy.

R. C. DERIVAUX, M.D.
Instructor in Medicine.

W. E. REYNOLDS, M.D.
Instructor in Medicine.

VANDERBILT UNIVERSITY

ROBERT M. OSLUND, M.S., Ph.D.
Instructor in Physiology and Pharmacology.

JOHN M. LEE, M.D.
Instructor in Pediatrics.

FRANK B. DUNKLIN, M.D.
Instructor in Medicine.

JOHN OVERTON, M.D., F.A.C.S.
Assistant in Gynecology.

J. S. CAYCE, M.D.
Assistant in Obstetrics.

HOWARD KING, M.D.
Assistant to the Chair of Dermatology.

RICHARD HUBERT PERRY, M.S., M.D.
Assistant to the Chair of Pediatrics.

JERE W. CALDWELL, M.D.
Assistant to Chair of Eye, Ear, Nose and Throat.

W. C. BILBRO, JR., M.D.
Assistant to Chair of Surgery.

W. O. FLOYD, B.S., M.D., F.A.C.S.
Assistant to Chair of Surgery.

R. W. GRIZZARD, M.D., F.A.C.S.
Assistant in Surgery.

ROBERT R. BROWN, M.D.
Assistant in Surgery.

T. D. MCKINNEY, M.D., F.A.C.S.
Assistant in Surgery.

S. R. TEACHOUT, M.D., F.A.C.S.
Assistant in Gynecology.

L. W. EDWARDS, M.D., F.A.C.S.
Assistant in Gynecology.

P. G. MORRISSEY, M.D.
Assistant in Genito-Urinary.

R. L. JONES, M.D.
Assistant in Medicine.

BRUCE P'POOL, M.D.
Assistant to Chair of Eye, Ear, Nose and Throat.

A. L. SHARBER, M.D., F.A.C.S.
Assistant in Gynecology.

J. T. WATKINS, M.D.
Assistant in Genito-Urinary.

C. C. McCLURE, M.D.
Assistant in X-Ray.

A. E. VAN NESS, M.D.
Assistant in Obstetrics.

J. L. BRYAN, M.D.
Assistant to Chair of Eye, Ear, Nose and Throat.

H. M. COX, M.D.
Assistant in Surgery.

AMIE SIKES, M.D.
Assistant in Gynecology.

S. T. ROSS, M.D.
Assistant in Surgery.

HARLIN TUCKER, M.D.
Assistant in Gynecology and Obstetrics.

J. J. FREY, M.D.
Assistant to Chair of Eye, Ear, Nose and Throat.

S. P. BAILEY, M.D.
Assistant to Chair of Medicine.

C. S. McMURRAY, M.D.
Assistant in Surgery.

LEON M. LANIER, M.D.
Assistant in Dermatology and Electro-Therapeutics.

C. M. HAMILTON, M.D.
Assistant in Dermatology and Electro-Therapeutics.

ROGERSNATHANIEL HERBERT, M.D.
Assistant in Proctology.

FREDERICK E. HASTY, M.D.
Assistant to Chair of Eye, Ear, Nose and Throat.

HENRY M. DOUGLAS, M.D.
Assistant to Chair of Surgery.

CARL R. CRUTCHFIELD, M.D.
Assistant to Chair of Surgery.

VANDERBILT UNIVERSITY

E. B. CAYCE, M.D., F.A.C.S.
Assistant to Chair of Eye, Ear, Nose and Throat.

ROBERT JAY WARNER, M.D.
Assistant to Chair of Eye, Ear, Nose and Throat.

H. K. ALEXANDER, M.D.
Assistant in Pediatrics.

H. C. GAYDEN, M.D.
Assistant in Genito-Urinary.

J. E. KEEFFE, JR., A.B.
Assistant to the Chair of Bacteriology.

T. W. DAILEY, M.D.
Assistant in Medicine.

HOLLIS E. JOHNSON, M.D.
Assistant in Medicine.

GEORGE A. HATCHER, M.D.
Assistant in Nervous and Mental Diseases.

LOUIS L. VERDELL, M.D.
Assistant in Nervous and Mental Diseases.

JOSEPH W. FENN, M.D.
Assistant in Pediatrics.

J. B. HIBBITTS, JR., M.D.
Assistant in Medicine.

M. C. WILSON, M.D.
Assistant in Obstetrics.

J. B. NAIVE, M.D.
Assistant in Surgery and Anatomy.

MURRAY B. DAVIS, M. D.
Assistant in Surgery.

TOM B. ZERFOSS, M. D.
Assistant in Surgery.

S. JOHN HOUSE, M. D.
Assistant in Medicine.

WILLIAM W. WILKERSON, Jr., M.D.
Assistant to Chair Eye, Ear, Nose and Throat.

G. H. BRADLEY, M.D.
Assistant in Medicine.

JOHN C. BURCH, M.D.

Assistant in Gynecology.

M. S. LEWIS, M.D.

Assistant in Pediatrics and Obstetrics.

JOSEPH G. SUTTON, M.D.

Assistant in Nervous and Mental Diseases.

J. PAUL GILBERT, M.D.

Assistant in Nervous and Mental Diseases.

WILLIAM A. SULLIVAN, M.D.

Assistant in Surgery.

RAY C. BUNCH, M.D.

Assistant in Medicine.

GEORGE K. CARPENTER, M. D.

Assistant in Orthopedics.

S. T. WOODRUFF, M.D.

Assistant in Pediatrics.

F. H. LUTON.

Assistant in Anatomy.

RICHARD B. HOLT.

Assistant in Anatomy.

JOSEPH E. EVANS.

Assistant in Anatomy.

W. P. GRIFFEY

Assistant in Anatomy.

HANS GEISSBERGER.

Technician in Pathology.

MRS. HULDA GEISSBERGER.

Technician in Pathology.

MISS JANE ALFORD.

Technician in Pathology.

JOHN T. KERCHEVAL.

Bursar of Medical and Dental Departments.

A. E. GODWIN

Assistant Secretary.

MRS. GEO. J. BROMWELL

Secretary to Dean.

MRS. PEARLE HEDGES.

Librarian.

VANDERBILT UNIVERSITY

VANDERBILT DISPENSARYS. C. COWAN, M.D., *Chief.***SURGERY**R. W. GRIZZARD, M.D., *Chief.*

S. T. ROSS, M.D.

W. C. BILBRO, Jr., M.D.

C. S. McMURRAY, M.D.

WM. A. SULLIVAN, M.D.

MEDICINEFRANK B. DUNKLIN, M.D., *Chief.*

S. P. BAILEY, M.D.

W. J. CORE, M.D.

T. W. DAILEY M. D.

HOLLIS E. JOHNSON, M.D.

G. H. BRADLEY, M.D.

RAY C. BUNCH, M.D.

EYE, EAR, NOSE AND THROATJERE W. CALDWELL, M.D., *Chief.*

EUGENE ORR, M.D.

R. E. SULLIVAN, M. D.

BRUCE P'POOL, M.D.

J. L. BRYAN, M.D.

J. J. FREY, M.D.

FREDERICK E. HASTY, M.D.

E. B. CAYCE, M.D.

ROBERT JAY WARNER, M.D.

W. W. WILKERSON, M.D.

GYNECOLOGYL. W. EDWARDS, M.D., *Chief.*

JOHN OVERTON, M.D.

AMIE SIKES, M.D.

JOHN C. BURCH, M.D.

OBSTETRICSS. C. COWAN, M.D., *Chief.*

J. S. CAYCE, M.D.

GENITO-URINARY AND VENEREAL DISEASES

P. G. MORRISSEY, M.D., *Chief.*
J. T. WATKINS, M.D.
H. C. GAYDEN, M.D.

ORTHOPEDICS

R. W. BILLINGTON, M.D., *Chief.*
ADAM G. NICHOL, M.D.
ROBERT R. BROWN, M.D.
GEORGE K. CARPENTER, M.D.

PROCTOLOGY

DAVID R. PICKENS, M.D., *Chief.*
ROGERS N. HERBERT, M.D.

PEDIATRICS

RICHARD H. PERRY, M.D., *Chief.*
H. K. ALEXANDER, M.D.
JOSEPH W. FENN, M.D.
M. S. LEWIS, M.D.
S. T. WOODRUFF, M.D.

DERMATOLOGY

HOWARD KING, M.D., *Chief.*
LEON M. LANIER, M.D.
C. M. HAMILTON, M.D.

X-RAY

C. C. McCLURE, M.D.

ADVISORY COUNCIL

PROF. WITHERSPOON, *President*; PROFESSORS EVE,
WITT and HAGGARD.

HOSPITAL COMMITTEE

PROFESSORS WITHERSPOON and PRICE.

VANDERBILT UNIVERSITY

CURRICULUM COMMITTEE

PROFESSORS BRYAN, BARR and JACK WITHERSPOON.

COMMITTEE ON CATALOGUE

PROFESSORS PRICE, KING and BROMBERG.

LIBRARY COMMITTEE

PROFS. CALDWELL, HOLLABAUGH, OUGHTERSON,
TERRY and MANIER.

PUBLIC EXERCISE COMMITTEE

PROFESSOR GLASGOW.

The Dean is an ex-officio member of all committees.

VANDERBILT UNIVERSITY

GENERAL INFORMATION

HISTORY

VANDERBILT UNIVERSITY owes its foundation to the munificence of Cornelius Vanderbilt, of New York, who on March 27, 1873, made a donation of \$500,000 for the purpose of establishing a university. This donation was subsequently increased to \$1,000,000.

Further donations were made by Mr. W. H. Vanderbilt, son of the founder, and by Mr. Cornelius Vanderbilt, Mr. W. K. Vanderbilt, and Mr. F. W. Vanderbilt, grandsons of the founder. The total gifts of the Vanderbilt family amount to \$3,400,000.

Other gifts for the general endowment of the University have been made by many patrons and friends.

Vanderbilt University first granted the degree of Doctor of Medicine in 1875. In 1895 a complete reorganization of the Medical School was undertaken, and the University erected what was considered at that time a complete medical building on the corner of Elm Street and Fifth Avenue, South.

Through the generosity of Mr. W. K. Vanderbilt, the University was able to purchase in 1911 the campus and buildings of the Peabody College for Teachers after its removal to the west side of the city. This campus contains sixteen acres. It is now known as the South Campus and is the present home of the Medical School. A number of buildings are located in this beautiful park, which is bounded by four broad avenues and but two blocks removed from the City Hospital.

Up to 1913 the property of the Medical School invested in grounds, buildings, and equipment represented an out-


lay of \$300,000. In May, 1913, Mr. Andrew Carnegie enlarged these resources by a gift of \$1,000,000, \$200,000 to be used in erecting and equipping a new laboratory and \$800,000 to be reserved for endowment.

In 1915 Mr. William Litterer, a capitalist of Nashville, donated to the Medical School the former medical building of the University of Nashville. This building has been specially fitted for bacteriological work. It contains also classrooms and a large assembly hall. It is situated on Second Avenue, South, immediately facing the South Campus.

Although the Medical School steadily added to its resources and facilities, increasing difficulty was found in meeting the modern demands of medical education. In view of the past record of the school and of the favorable location of Nashville as an educational and medical center, the General Education Board of New York decided that Vanderbilt University furnished an excellent opportunity for the development of medical education, especially in the Southern States. Accordingly in 1919 this Board appropriated the sum of \$4,000,000 to the School of Medicine. This donation was made for the purpose of enabling the University to effect an entire reorganization of its School of Medicine in accordance with the most exacting demands of modern medical education.

At this time also the directors of the Galloway Memorial Hospital deeded to the University an unfinished hospital building located on the Campus representing an expenditure of about \$250,000. It was intended to complete this Hospital and make it a part of a larger plant, for which extensive preparations were being made.

In June, 1921, the program for the new medical plant was modified by the action of the Board of Trust in determining to move the Medical School from the South Campus to the West Campus. This proposition had been considered many times in past years, but had always been



VANDERBILT HOSPITAL AND FREE DISPENSARY



MAIN BUILDING, VANDERBILT UNIVERSITY

abandoned because of lack of means. It was made possible by the active cooperation of the Carnegie Corporation and the General Education Board. By the action of this latter body the University authorities are permitted to use what is needed of the appropriation of \$4,000,000 for the erection of a complete plant, including a medical school and hospital on the grounds of the West Campus. When this plant is completed and the new school begins operation \$3,000,000 additional endowment will be provided for the school, one-half being the gift of the General Education Board, and one-half the gift of the Carnegie Corporation. It is hoped that the building program can be carried through with an expenditure of not more than \$2,000,000. If so, the new school will begin operation with an endowment of \$6,000,000. Plans for the new buildings have been drawn by Messrs. Coolidge and Shattuck, of Boston. Dr. Winford H. Smith, Superintendent of Johns Hopkins Hospital, has been retained as consultant in hospital design.

Until the new plant is completed the Medical School will be conducted in its present location on the South Campus. Every effort will be made to improve the clinical facilities and to make the laboratories in every way satisfactory for the accommodation of students during this transition period.

The present Vanderbilt Hospital has been entirely remodeled and has a capacity of one hundred beds.

FACILITIES FOR INSTRUCTION

As the laying of the proper foundation is essential for the more advanced study of medicine, ample provision is made to meet this demand in the complete equipment of the various laboratories, both with apparatus and material needed for thorough teaching.

The laboratories include those of Chemistry, Anatomy, Histology, Physiology, Pharmacology, Pathology,

Bacteriology, and Clinical Microscopy. For the amplification of the course in each, see the extended description of the work in each of these departments.

Bedside instruction is given and medical and surgical clinics are held daily in the hospitals, and the outdoor Clinic and Dispensary furnishes ample material, which is used for practical instruction to sections of the classes, where under the supervision of instructors each student is taught how to investigate, record, diagnose, and treat patients according to approved clinical and laboratory methods. To advanced students certain cases—medical, surgical, and obstetrical—are assigned for home treatment, under the direction of instructors.

Each senior serves as surgical dresser and clinical clerk. The duties of these positions include the examination of blood, urine, sputum, and such other clinical and laboratory work as individual cases may demand or the clinician may require for a thorough study of the condition presented. Students are also taught how to administer anaesthetics, both local and general, and opportunity is offered from time to time, in the clinics, for practical experience in this essential factor in the art of surgery.

HOSPITAL FACILITIES

The School of Medicine conducts the Vanderbilt Hospital in the Elm Street building, where approximately one hundred beds are available.

The City Hospital, located two blocks from the South Campus, with its two hundred beds and large outdoor department, furnishes daily clinics and bedside instruction for the third and fourth year classes.

The School of Medicine has for clinical purposes St. Thomas Hospital, the Woman's Hospital, the Central Hospital for the Insane, the Isolation Hospital, and the Tuberculosis Hospital.

The combined facilities of these well equipped and successfully managed institutions are placed at the disposal of the school's enlarged clinical opportunities for the benefit of students.

The Vanderbilt Free Dispensary is conducted in the Vanderbilt Hospital, which has been rearranged in order to provide a number of consulting, examination, and treatment rooms devoted to each special line of work.

This rearrangement has added greatly to the facilities of each department in investigating cases and caring for patients.

The Dispensary has an amphitheater for minor surgical cases; a special clinical laboratory, where students under Instructors make the examinations of sputum, secretions, blood, and such other tests as cases presented may require; an X-Ray room, with ample equipment, in charge of an experienced operator to demonstrate to students the practical use of this important adjunct in diagnosis.

The classes are divided into sections, and each section, in turn, is assigned to and does the actual work required in each of these special lines of investigating cases, under care and direction of qualified instructors. This gives to each member of the class an opportunity to become familiar with the necessary means and methods used in laboratory practice.

VANDERBILT MEDICAL LIBRARY

One of the recent additions is the unusually complete medical library which was donated to the University by the Nashville Academy of Medicine. The library is located on the South Campus and is open to the students of all classes and the medical profession of the city daily, and contains approximately ten thousand volumes, numerous pamphlets, and files of all the leading American and foreign medical periodicals.

In addition to this, students will be allowed to call on the Surgeon General's Library of Washington, D. C., for special information.

STUDENT ORGANIZATIONS

Vanderbilt Y. M. C. A.

The Vanderbilt Young Men's Christian Association is now the best known organization in the student life on South Campus. It has the largest and most representative membership of any student organization in the University.

The aim of this Association is to serve each student to the utmost by affording him wholesome companionship, by providing opportunities for making friends of those whose ideals in life are inspired by the Christian spirit, and by cooperating through each faculty in maintaining a sane, vigorous interest in all the worthy activities of the student and in the life of the University itself. The Y. M. C. A. is interdenominational in character, evangelistic in practice, missionary in spirit, and Christian in purpose. The Vanderbilt Association is a member of the International Organization of North America, and is affiliated with the World's Student Christian Federation, and with the Student Volunteer Movement.

The following are some of the Association activities on South Campus. A student reading and rest room with the best medical and literary magazines is provided and is open to all the college students. Shower baths, tennis and other forms of athletics, such as basketball, baseball, and football, are provided for the physical development of those who desire it.

Bible, mission, and social study classes are organized by and for the students, for the purpose of study, inspiration and practice. The religious meetings are conducted on Sunday at 9:30 A.M., in Y. M. C. A. Hall. Prominent and well known speakers from the city and faculty of

the University are invited to deliver lectures upon interesting problems, as have to do with social, moral, scientific, and religious questions of society. These meetings have proved most helpful to the student life on South Campus.

Membership in the Association is purely voluntary, and the work is supported by voluntary contributions from its members, from members of the Vanderbilt faculty, and from friends.

The Ladies' Auxiliary of the Association was organized by some of the most prominent ladies in the college community to further serve the needs of the Association and provide social entertainment for the students of the University.

ATHLETICS

While the gymnasium and athletic field of the West Campus are open to all students of the University, special provision has been made on the South Campus for the students of the Schools of Medicine and Dentistry.

The athletic equipment includes a large recreation ground for all kinds of outdoor sports and a commodious building supplied with baths, barber shop, etc.

HOMES FOR STUDENTS

There are good boarding houses near the South Campus and students are allowed to select their own homes in families approved by the faculty. Those so desiring can live in the dormitories of the University on West Campus.

DIRECTIONS

Students should go at once to the South Campus, where they will be received and directed to suitable boarding places. They can best reach the South Campus by taking a street car at the depot and riding to the Transfer Station,

there transferring either to a car marked "4th Ave. Nolensville," "Radnor," or "Fairfield," getting off at Elm Street, and walking two squares to the left; or by taking a "Wharf Avenue Car" and getting off at Middleton Avenue, and walking one square to the right.

METHODS OF INSTRUCTION

The rapid progress of medicine and the general demand for higher medical attainments have wrought a marked change in the methods of instruction. Didactic lectures, however learned, can not take the place of laboratory training and clinical experience at the bedside, where students are brought into close personal relation with each professor and instructor, thereby inciting them to active personal work and a higher degree of proficiency. Class room recitations are held daily, and, together with laboratory and clinical work, will largely replace didactic lectures, though such lectures are retained as best in some courses and as essential, to some degree, in all.

Instruction in post-mortem examination is given to the junior and senior-year classes as a part of the course in pathology. The advantages offered for clinical instruction, are excellent in the various hospitals at the disposal of the faculty and in the Vanderbilt Free Dispensary.

Daily clinics, both medical and surgical, are held at each hospital. In addition to this clinical instruction, each advanced student is required to examine and treat all kinds of diseases under the personal supervision of the professor or his assistant.

Advanced students also have cases from the medical, surgical, and obstetrical clinics assigned to their care for home treatment, under the direction of instructors.

The senior students are assigned the care of out-door maternity cases, two students have complete charge under the direction of the professor.

A few years ago the School of Medicine, adopted the concentration method of teaching, believing that the student would be enabled to do better work by limiting his study to a few subjects at one time. Therefore the work of the Freshman and Sophomore students is so arranged that they will not have more than two subjects at the same time. Daily recitations supplementing the laboratory work are given on these until they are completed. It has been found that this method enables a student to concentrate his efforts, and so accomplish much more in a given period of time. In addition, the courses are so arranged that each will be preparatory for the succeeding ones.

Thus the study of anatomy, organic chemistry, physiological and biological chemistry, and bacteriology will constitute the work of the first year. A knowledge of these is essential so that student may properly understand those which follow, but at the same time do not require special preliminary knowledge other than that specified under entrance requirements. The first part of the second year will be taken up with physiology, topographic and applied anatomy, and following these pathology, pharmacology, pharmacy, materia medica, therapeutics, surgical technique, normal physical diagnosis, and clinical microscopy. From this brief resume it will be seen that every effort will be made to train the student so that he may enter his junior year well prepared in the fundamental branches, thus enabling him to apply this knowledge in his dispensary and bedside work.

The same principle of concentration in teaching is carried on in the junior and senior classes. The subjects are arranged in sequence so that a student may take up a subject and complete it. Special stress is laid on teaching each subject thoroughly and not in preparing students for simply passing an examination. In many subjects a student is graded on his attendance, recitations, monthly examinations, bedside, and laboratory work.

The first three hours of the morning are given up entirely to recitations. During the remainder of the day the advanced classes are divided into small sections and placed in the laboratories, the wards of the hospitals, and in the out-patient department. This method of instruction gives each student an opportunity to apply his theoretical knowledge in a practical way.

CALENDAR

Session 1924-25

September 23—Tuesday, examination for removal of conditions.

September 24—Wednesday, session of 1924-25 opens.

November 27—Thursday, Thanksgiving Day, a holiday.

November 28—Friday, a holiday.

November 29—Saturday, a holiday.

Christmas Vacation from Friday evening, December 19, 1924, to Friday morning, January 2, 1925.

Intermediate Examinations begin Saturday, January 24.

The Second Term begins Monday, February 2.

February 22—Sunday, Washington's Birthday.

May 27—Wednesday, Founder's Day. A holiday. Contest for Founder's Medal at 8 P.M.

May 28—Thursday, final examinations begin.

June 7—Sunday, Commencement Sermon.

June 10—Wednesday, Commencement Day. Graduating exercises and commencement address, 10 A.M.

SPECIAL NOTICE.—All Candidates for the removal of conditions and for advanced standing must be present and ready on the above date. A fee of \$5.00 will be charged for each special examination. All students must be present and in attendance on October 10.

No student shall be permitted to enter the senior class with a condition.

Students in the lower classes who are conditioned on one or two subjects must stand the examination for the removal of conditions at the date specified in the Bulletin.

If they fail to take this examination, or if they are unsuccessful in passing it, they are required to take all of the conditioned subject or subjects over again, both didactic and laboratory.

VANDERBILT UNIVERSITY

ENTRANCE REQUIREMENTS

For admission to the School of Medicine candidates must present evidence of completion of a standard four-year high school course, or its equivalent, plus two year's work* in a recognized college or its equivalent, including the following prescribed subjects:

HIGH-SCHOOL REQUIREMENT

English.....	3 units
Mathematics (Algebra and Geometry).....	2 units
Foreign Languages (Ancient or Modern).....	2 units
American History and Civics.....	1 unit
Electives.....	7 units

PRE-MEDICAL COLLEGE COURSE

In addition to the high school work specified above an applicant for admission to the School of Medicine should have completed two full years of college work embracing courses in Biology, Chemistry, inorganic and organic, Physics and English. In quantity this course must be equivalent of that given in the College of Arts and Science of Vanderbilt University. This includes the following subjects:

Freshman	Sophomore
Chemistry, 1	Chemistry, 11
Mathematics, 1	Physics, 1
Biology, 1	Biology, 11 or 12
French or German	French or German
English, 1	Elective

The courses in Chemistry consist of two lectures, three hours preparation and six hours of laboratory work in Inorganic Chemistry two hours of recitation, and six hours of laboratory work in Organic Chemistry. The courses in Biology consist of three hours of recitation and three hours of laboratory work in Biology, two hours of recitation and three hours of laboratory work in Botany, or one hour of recitation and six hours laboratory work in Vertebrate Zoology. No student can enter the course in Physics who has not passed the subjects in Math. I, four hours per week. French or German, three hours per week, must be continued through the second year.

The Freshman class in the School of Medicine will be limited to fifty students. These will be selected according to the quantity and quality of work completed in their premedical or college courses.

All credentials must be passed upon by the General Committee on Credentials of the University and also by the State Board of Preliminary Examiners, and by the Dean of the School of Medicine.

Beginning January 1, 1925, the School of Medicine will receive for admission only (1) graduates of institutions of recognized standing and (2) *seniors in absentia* whose course has been in quantity hours the equivalent of that given in the College of Arts and Science of Vanderbilt University and who will receive the Bachelor's degree upon completion of the first year in the School of Medicine. Every candidate must present evidence of having satisfactorily completed the following minimum requirements:

1. BIOLOGY, 16 semester hours:
 - (a) Introductory course, 8 semester hours including 4 of laboratory work. The course may be general biology, zoology, or zoology and botany, but not more than half of it may be botany.
 - (b) Advanced courses, 8 semester hours including 4 of laboratory work. Vertebrate anatomy and embryology must be included but they may be presented in connection with other courses or independently. Introductory work in bacteriology is advisable.
2. CHEMISTRY, 20 to 24 semester hours:
 - (a) Inorganic, 8 semester hours including 4 of laboratory work. Qualitative analysis may be counted as inorganic chemistry.
 - (b) Quantitative analysis, 4 semester hours including 2 of laboratory work.
 - (c) Organic, 8 semester hours including 4 of laboratory work. In addition to these an introductory course in physical chemistry is strongly advised; it should not be taken at the expense of the other courses listed.

3. PHYSICS, 8 semester hours including 4 of laboratory work. The first year of college mathematics should be prerequisite to the course in physics.
4. PSYCHOLOGY, (experimental, or behaviorism), at least 4 semester hours.
5. ENGLISH, including composition, 6 semester hours.
6. FOREIGN LANGUAGES, 12 semester hours:
 - (a) French, 6 semester hours based on two units in high school or their equivalent in college.
 - (b) German, 6 semester hours based on two units in high school or their equivalent in college.

THE PRE-MEDICAL COURSE

Students desiring information in regard to the Pre-medical Course should write to the Dean of the College of Arts and Science, Prof. W. L. Fleming, care of West Campus.

ADVANCED STANDING

The classes at the present time are limited to fifty, therefore, there are available only a few vacancies in the Sophomore and Junior classes. No student is admitted to the Senior class, regardless of vacancies or the school that he has attended. Students who have attended a Class A medical school and wish to enter this institution will be given credit, provided the Dean of the college from which they desire to withdraw will certify to their moral character and the exact amount of work they have done in said school. No student with a condition need apply for admission.

No advanced standing is given to those having academic degrees nor to graduates in Pharmacy or Dentistry.

GRADUATE WORK

Graduates in Medicine may pursue advanced work upon paying a matriculation fee of \$5.00 and a hospital fee of \$5.00.

Laboratory courses are extra and will be charged at the rate of \$10.00 for any single laboratory and \$5.00 for each additional one.

MILITARY SCIENCE AND TACTICS

MAJ. W. E. COOPER, M. C., U. S. A., Professor of Military Science and Tactics.

An elective course in Military Science and Tactics consisting of a basic course of two years and an advanced course of two years. The basic course is given during the sophomore and freshman years and consists of a minimum of thirty hours during each year devoted to the theoretical study of medico-military subjects. After completing the basic course students are eligible for the advanced course, which consists of a minimum of thirty hours a year in both the junior and senior years together with a six weeks' summer camp at Carlisle, Pa., with a practical study of medico-military subjects.

Students taking the advanced course are paid the value of army ration during the pursuance of the course, including the summer vacation. This amounts to approximately \$16 a month. During the summer encampment, which can be taken following the sophomore or junior years, the student is allowed transportation to and from the camp. While at the camp he receives his quarters, rations, clothing and medical attention. In addition he receives \$30 a month. Upon the completion of the advanced course students are eligible for appointment in the Medical Corps of the organized Reserve of the Army of the United States. While the course in Military Science and Tactics is elective, a student once enrolled

in the basic course must complete the basic course, but may again elect to enter the advanced course. A student entering the advanced course must complete the course as a prerequisite to graduation.

EXAMINATION

Each class will be examined on subject as completed.

A student falling below the required grade in any subject may be permitted to make up the deficiency at the beginning of the next session by satisfactorily passing a special examination, provided his grade is over 55 per cent, otherwise he will be required to repeat the work next year.

A student making a grade of less than 55 per cent at mid-session examinations on any subject not finished at that examination will be required to take that subject again the next year.

If a student fails to satisfactorily complete his work in three or more subjects in any year he shall take the whole year's work over.

Any student whose grade falls below 55 per cent on any three subjects at mid-session examinations will be required to withdraw from school until the beginning of the next session.

Credit for a full course of instruction will not be given unless the student remains throughout the session and successfully passes all the examinations in the subjects required in the class for which he desires credit.

Examinations during the lecture hour may be held at any time at the option of the professor.

A candidate for graduation failing to pass in not more than two subjects will be granted a second examination, provided the average grade of his first examination is not less than 65 per cent.

Those applying for advanced standing and for the removal of conditions, see Calendar for dates of examinations, page 27.

REQUIREMENTS FOR A DEGREE

To be eligible for the degree of Doctor of Medicine, every candidate must fulfill the following conditions:

1. He must have attained the age of twenty-one years and must have a good reputation for moral character.
2. He must have spent four years as a student in this school; or if but one, two, or three years in this institution, he must have pursued such studies in some other recognized institution as are considered by the faculty to be the equivalent of the remainder of the full term of study. The last year must have been in this institution.
3. He must have passed, to the satisfaction of the Faculty, all of the prescribed examinations of the course.

HONORS

FOUNDER'S MEDAL.—This is the highest prize offered in each department of the University, and in the School of Medicine is awarded each year to the graduate who attains the highest average in the work of the fourth year of his medical course.

SCHOLARSHIPS.—To each student attaining the highest average grade in the Freshman, Sophomore and Junior years will be awarded a scholarship valued at fifty dollars, which will be credited on the tuition of the following year.

THE BEAUCHAMP SCHOLARSHIP.—The Beauchamp Scholarship, founded by Mrs. John A. Beauchamp in memory of her husband, who was for many years the Superintendent of the Central Hospital for the Insane, at Nashville, will be awarded to the student showing the greatest progress in this department and being otherwise worthy and deserving.

APPOINTMENTS.—Numerous appointments to internships are at the disposal of the faculty each year in hospitals throughout the country in addition to those in or near the city of Nashville.

FEEES

Tuition fee for each year. This includes matriculation fee, professors' ticket, laboratory, and demonstration fees.....	\$ 200 00
Contingent fee, to cover breakage of apparatus and damage to buildings, which will be returned, less the charges, at close of session.....	5 00
Fee for anatomical material, per part.....	3 00
A student fee of \$10 is required of all students matriculating on South Campus. Three dollars of this fee gives the student admission to all athletic contests on Dudley Field, which include football, basketball, baseball and track; the remaining \$7 goes to the support of a general Student Y. M. C. A. program on South Campus, including the salary of a full-time secretary and extends to the student the privilege of shower baths, tennis courts, athletic field, recreation hall, and the Y. M. C. A. Reading Room on South Campus.....	
Total ordinary fees for first-, second-, and third-year students.....	\$ 10 00
Graduation fee, charged fourth-year students.....	215 00
Total ordinary fees fourth-year students.....	25 00
Board, room, and laundry, per month.....	240 00
Microscopes, see page 42. Instruments can be purchased on annual installments.....	\$35 00 to 45 00

No additional fee is required for City Hospital privileges. The graduation fee will be returned should the applicant fail to graduate. Students are required to pay one-half of their tuition at the beginning of the session and the other half on or before February 1st.

Graduating fees are due April 1st.

WITHDRAWALS

Students withdrawing or receiving their dismissal will not be entitled to any return of fees.

SURGERY AND CLINICAL SURGERY

Professors: DRs. EVE, BARR, BRYAN, AND HAGGARD.
 Associate Professors: DR. EVE, JR., DR. McCABE.
 Associate Professor, Orthopedics: DR. BILLINGTON.
 Assistant Professor, Orthopedics: DR. NICHOL.
 Lecturer on Rectal Surgery: DR. PICKENS.
 Assistants: DR. FLOYD, DR. GRIZZARD, DR. MCKINNEY, DR. BROWN, DR. COX, DR. McMURRAY, DR. DOUGLAS, DR. CRUTCHFIELD, DR. HERBERT, DR. BILBRO, DR. ROSS, DR. NAIVE, DR. DAVIS, DR. ZERFOSS, DR. SULLIVAN.
 Chief of Clinic: DR. GRIZZARD.

The University has seen fit to separate the work in such a manner as to give every advantage to both their junior and senior students. The course embraces surgery in its entirety and is so divided that the juniors are drilled in the principles of surgery, and the seniors in the practice of surgery and abdominal surgery, including bedside work by small sections. Students under the supervision of one of the professors or assistants are required to take histories, examine patients, make diagnoses, etc. The hospital and dispensary facilities furnish an abundance of material upon which to demonstrate anæsthesia, the application of surgical dressings, and the management of emergency surgical cases. Especial attention to the preparation of third-year students for a larger comprehension of this department is begun early in their course and such subjects as surgical pathology with demonstration of pathological material; surgical technique; surgical materials, case taking, etc., are duly stressed in the beginning of the term, while in the latter half they are given surgical anatomy contemporaneously with a comprehensive course on the various surgical diseases. Juniors are required to attend all general clinics in this department and the course is so arranged that special clinics illustrating the subject under consideration are held at frequent intervals throughout the year.

The work in the senior year is entirely practical, beginning with laboratory work.

A thorough course in operative surgery upon the cadaver is given, in which the student is required to perform the various operations usually included in a comprehensive course of surgery. The importance of fractures, dislocations, and head surgery will be given such time as the subjects demand.

Seniors are required to examine patients, both in the hospital and dispensary, to administer anæsthetics under the guidance of a trained anæsthetist; to assist in minor

and major surgical operations performed in general or special clinics; to follow the after treatment of operated cases, and serve the allotted time as internes in the hospitals connected with the School of Medicine.

The professors or their assistants will frequently demonstrate the rarer operations upon the lower animals.

The course in orthopedic surgery is given to both junior and senior students.

To the junior students thirty-two hours are devoted to recitations and clinical demonstrations.

The senior work will be made largely clinical and consists of several operative clinics and bedside work a week.

PRINCIPLES AND PRACTICE OF MEDICINE AND CLINICAL MEDICINE

Professors: DRs. WITHERSPOON AND WITT.

Associate Professors: DRs. BRYAN, OUGHTERSON AND WITHERSPOON.

Assistant Professor of Medicine: DR. MANIER.

Instructors: DRs. SMITH, JONES, DUNKLIN, DERIVAUX, AND REYNOLDS.

Assistants: DRs. BAILEY, CORE, DAILEY, HOUSE, HIBBITS, JOHNSON, BRADLEY, AND BUNCH.

Instruction in internal medicine extends over three years, and an effort is made to maintain a proper balance between didactic and clinical work. The constant use of standard textbooks is insisted on, and students are taught the art of special study of monographs and extensive treatises. A thorough drill is given and the student is encouraged to have an open mind toward unsettled problems, and the nature of these problems is plainly stated to him.

SOPHOMORE YEAR.—This course which is both didactic and clinical is devoted almost entirely to normal physical diagnosis. It continues for four weeks five hours a week.

JUNIOR YEAR.—The systematic study of internal medicine is taken up in this year, and consists of two hours a week of classroom work to the entire class. This is almost altogether didactic, and covers approximately half the subjects to be taught, including the acute infectious diseases and diseases of the respiratory system. Definite lessons are assigned in Osler's Practice of Medicine, and quizzes are held at each hour. About one-third of the hour is devoted to lecturing on such points as seem to need special elucidation. Four clinics a week are conducted for the entire class.

The instructors and assistants conduct work in the dispensary, with sections composed of about ten men each.

The work is entirely practical, and students are required to take histories, make physical examinations, and such laboratory examinations as their instruction in other departments warrants. As bacteriology and hematology are taught in the freshman and sophomore years, their practical application is required in the ward and dispensary sections.

Each student has about eight weeks of this work—one hour and a half every afternoon.

A systematic course of two hours a week for the entire year is conducted in physical diagnosis using Cabot as a textbook. Lessons are assigned and recitations conducted, but the bulk of the instruction is practical—in the wards of the City Hospital and in the dispensary. The course involves two hours a week for the entire year.

Altogether the Juniors have about eleven hours a week in Internal Medicine, two-thirds of which is practical.

Didactic: Two hours a week to the entire class.

Clinical: (1) Systematic study of physical diagnosis—chiefly clinical and in sections.

(2) Vanderbilt Free Dispensary; Sections of ten, eight hours a week for eight weeks.

(3) In sections of half the class, three hours a week each.

Students are graded on all work—classroom, dispensary, and bedside—and at the close of the year each one is required to undergo at the bedside a rigid examination in clinical methods.

SENIOR YEAR

Instruction in internal medicine in the Senior year is largely clinical. Dr. Witherspoon gives one didactic lecture each week, taking up such subjects as are not taught in the junior year. These are chiefly focal infections, and diseases of the stomach and intestines, cardio-vascular system, kidneys, etc. A part of this time is devoted to quizzing on the subject-matter of previous lectures. It is the policy to have fewer didactic lectures, and Drs. Bryan and Oughterson will meet the students three times a week for classroom work where lessons are assigned in standard textbooks and students quizzed and graded, these daily grades counting at the end of the term in determining the student's standing.

Dr. Witherspoon also conducts two clinics a week for which special cases are selected each week. The class is divided into sections of five, who take the history, make physical and laboratory examinations, and present the cases together with their diagnosis and suggested treatment to the class one week later in the professor's presence.

These five students are then quizzed by the student body and professor, who then sums up the case and outlines the treatment based on this report and his examination of the patient. Similar clinics are also conducted three times a week by the associate Professors of Medicine. Many clinical cases are brought before the class from time to time and their progress observed by the student body, thus giving them an opportunity to note the value of treatment and the general progress of the case studied by them. These clinics are held to one half of the class

each week in both the dispensary and hospitals. In addition there is section work in the wards of the City Hospital four hours a week throughout the year.

For this work classes are divided into small sections and the work is conducted at the bedside by the various members of this department. Section work is also done in the dispensary five hours a week for part of the year under supervision of the instructors. In connection with the dispensary there is a well-equipped clinical laboratory where under an instructor students do the necessary laboratory work for the outdoor patients. This work in the laboratory together with writing of histories and strictly bedside instruction under the supervision of the teacher is insisted upon, believing that the combined methods of examination are essential to their knowledge of diagnosis and treatment.

Seniors will receive about twelve hours a week in internal medicine.

DISEASES OF THE EYE, EAR, NOSE AND THROAT

Professor: DR. PRICE.

Clinical Professor: DR. CULLOM.

Associate Professor: DR. KENNON.

Assistant Professors: DR. ORR and DR. SULLIVAN.

Assistants: DR. CALDWELL, DR. P'POOL, DR. BRYAN, DR. FREY,
DR. HASTY, DR. CAYCE, DR. WARNER, DR. WILKERSON.

The objects aimed at in this department are to prepare physicians to diagnose and treat the more common diseases of these organs and also to be able to recognize conditions dependent upon constitutional disorders.

Juniors receive instruction in diseases of the ear, nose and throat and the Seniors, diseases of the eye.

To the Juniors are given two lectures each week during the second semester, and one clinic each week during the entire session. In the lectures, all the more common diseases of the ear, nose, and throat are explained, and in

the clinics the methods of diagnosis and treatment are carefully and fully demonstrated. As the clinical material is abundant, small sections of the class have shown to them the details of the various operations performed upon these organs. Each section serves its time in the dispensary, and the students are taught the use of instrumental methods of examination and are required to make, under the supervision of the demonstrator, a diagnosis and to outline the treatment. Review quizzes are held at frequent intervals to clear up points of doubt in the minds of the students.

Seniors are given two lectures each week for one-half year on the anatomy, physiology, and diseases of the eye, together with methods of examination. In this course emphasis is laid upon those diseases most frequently coming under the observation and care of the general practitioner.

A clinic is held at the hospital each week before one section of the class. In the dispensary each student is taught the use of instrumental methods of examination and is required to make diagnoses, the object being to give a practical working knowledge of this subject.

OBSTETRICS

Professors: DR. ALTMAN, AND DR. HOLLABAUGH.

Assistant Professor: DR. COWAN.

Assistants: DR. CAYCE, DR. VAN NESS, DR. TUCKER, DR. WILSON,
AND DR. LEWIS.

The course in the sophomore year embraces lectures, recitations, demonstrations by wall plates, charts, and the manikin, and includes a certain amount of embryology, together with obstetric anatomy and physiology, the diagnosis, mechanism, and management of normal labor and the normal puerperium.

The Senior Class are given sixty-four hours, bedside clinic and bedside work:

This class is taught by lectures, recitations, manikins, and bedside work, including the pathology of pregnancy, labor and the puerperium, obstetric surgery as well as fetal pathology.

In addition to the clinical advantages furnished in the hospitals, bedside instruction is given, where pelvimetry and the ante-partum examinations are given to sections.

Especial attention is given to the large outdoor clinic where students are assigned to cases under the supervision of the professor or assistant and a trained nurse. In this way each member of the class will have an opportunity of acquiring practical experience in obstetric work.

GYNECOLOGY

Professor: DR. BURCH.

Associate Professors: DR. TIGERT, DR. DIXON.

Assistant Professors: DR. GALLAGHER, DR. GLASGOW.

Assistants: DR. TEACHOUT, DR. EDWARDS, DR. SHARBER, DR. TUCKER, DR. OVERTON, DR. SIKES, AND DR. JOHN C. BURCH.

The gynecological course is given during the junior and senior years. It comprises didactic lectures illustrated by suitable charts covering the entire field of diseases of women, numerous surgical clinics, and demonstrations on gynecological technique of the cadaver. Students are given individual instruction in the wards of the hospital and in the dispensary. Junior students receive lectures two hours a week during the second term. These lectures deal with the anatomy and physiology of the female generative organs, the disorders of menstruation, diseases of the vulva and vagina, and the inflammatory diseases of the uterus and its appendages. A large part of the senior course is practical. Two didactic hours per week are given during the first term, taking up diseases of the breast, uterine, and ovarian tumors, cancer, extrauterine pregnancy, and lacerations of the pelvic floor and cervix. The various gynecological operations on the cadaver are demonstrated to the sections of the senior class.

BACTERIOLOGY

Professor: DR. LITTERER.

Assistant: J. E. KEEFE, JR., A.B.

The laboratory is supplied with all the necessary apparatus for a comprehensive course. Every facility is afforded for original work. The student is individually taught the different processes of media making and of bacteriological technique, beside mounting and studying specimens of the various pathogenic microorganisms. As full an assortment of the various bacteria as can be conveniently maintained is kept constantly on hand. For illustrating the above courses, an electric lantern with microscopic projection apparatus is used.

The laboratory, having a most complete outfit of all the necessary apparatus, is especially adapted for postgraduate instruction, as well as for the instruction of the students who desire to take a special course in laboratory research.

The laboratory is open for instruction at least six hours each day, and the professor or his assistant will be available at such hours as do not conflict with special clinical or other postgraduate work. Postgraduates desiring to avail themselves of modern methods of microscopic diagnosis, will find every facility for pursuing their studies.

Each new student will be required to have his own microscope and arrangements have been made to sell high-grade instruments to students upon the installment plan as outlined under the head of fees. The great advantage of this arrangement is that each student will have at the close of his medical course a microscope of his own with which he is familiar and which has been purchased on the most economical plan.

MENTAL AND NERVOUS DISEASES

Professor: DR. CROCKETT.

Associate Professor: DR. HARRIS.

Assistants: DR. HATCHER, DR. VERDELL, DR. SUTTON, AND DR. GILBERT.

Instruction in neurology extends over the junior and senior years.

Junior Year

Before the diseases of the nervous system are taken up, the student is carefully reviewed in the practical anatomy and physiology of the brain and spinal cord. Special attention is given in explanation of the symptoms that arise in the course of diseases of these systems. Then the definite diseases are taken up in detail.

Lectures and Quizzes: Two hours a week throughout the year.

Clinic: An hour a week throughout the year. At the clinic hour special attention is paid to a systematic examination of the patients by the class.

Senior Year

One-hour clinic throughout the year.

Members of the senior class are taken in groups to the Central Hospital for the Insane, where abundant material is available for study of mental diseases.

PHYSIOLOGY AND PHARMACOLOGY

Acting Professor: DR. KING.

Instructor: MR. OSLUND, M.S., Ph.D.

Physiology

Instruction for twenty-four hours a week is given during the first twelve weeks of the second year. Consisting of lectures, conferences, demonstrations, and laboratory work.

The didactic and laboratory work are coordinated as much as may be practical. The material is selected primarily

to meet the needs of medical students, but at the same time an attempt is made to stimulate greater interest in and appreciation of the fundamentals of Physiology in general. During the course each student is assigned special topics upon which he makes reports based upon his reading of the current literature to which he is referred.

The physiology of blood, circulation, respiration, digestion and absorption, internal secretions, metabolism, excretion, nervous system, animal heat, growth and reproduction are presented in the order named.

Pharmacology

The course in pharmacology is given fifteen hours a week during the second year, it consists of a systematic laboratory course supplemented by informal lectures and recitations. Experiments on cold-blooded and warm-blooded animals illustrating the actions of drugs and the methods of pharmacological experimentation, are performed by the students working in groups of two to four.

The results are systematized in conferences, following the laboratory period.

Materia Medica and Therapeutics

Acting Professor: DR. KING.

Ten hours a week during the last eight weeks of the second year. This course consists of a review of the fundamental facts of physiology and pharmacology with special reference to the practical application of drugs in the treatment of diseases. Drugless measures are also discussed from a physiological viewpoint. The drugs themselves are studied with the object of familiarizing the student with the various preparations commonly used, dosage and incompatibilities. The principles of and practice in prescription writing are also included in the work.

A course in practical therapeutics will be given to the Juniors by Dr. Bailey.

CHEMISTRY

Acting Professor: DR. LEARY.

This is a general course of organic and physiological chemistry, with special reference to medicine. In the first term thirty-two lectures and recitations are given in organic chemistry, and ninety-six hours are given in experiments, and analysis and preparation of organic compounds. In the second term thirty-two lectures are given in physiological chemistry and ninety-six hours laboratory work, devoted to the study and analysis of physiological products. Each student has a laboratory desk assigned him, in which he keeps his apparatus under lock and key during the entire session. The chemical laboratories are equipped with all the apparatus necessary for most thorough and advanced work in medical chemistry.

DERMATOLOGY AND ELECTRO-THERAPEUTICS

Professor: DR. KING.

Assistants: DR. KING, DR. LANIER, DR. HAMILTON.

Assistant in X-Ray: DR. McCLURE.

The course in dermatology embraces a review of the histology and the pathology of the skin, also instruction in the special therapeutics and pharmacy on the subject, an effort being made to establish sound principles for the treatment of diseases of the skin. The diseases are taught by clinics and lectures, supplemented with charts and models, stress being laid upon clinical teaching.

The course in electro-therapeutics is given by lectures and demonstrations. The fundamentals of electricity are reviewed, the physiological effects of the different currents discussed, and the methods of use and application demonstrated. The X-ray is thoroughly presented.

APPLIED ANATOMY

Professor: DR. CALDWELL.

Two hours a week for half the session to Juniors by Dr. Caldwell. A systematic study of the normal, living body will be taken up. This course will include regional, relational, and surface anatomy, the living model being constantly used for study and demonstration.

PATHOLOGY

Professor: DR. TERRY.

Technicians: HANS GEISSBERGER, MRS. GEISSBERGER, MISS JANE ALFORD.

The regular work in pathology will begin January 3 and end April 14. The course is subdivided as follows:

RECITATIONS AND LABORATORY WORK.—Instruction includes recitations, demonstrations, and work in the laboratory. The students are assigned a subject for study, and the following morning during the conference the subject is reviewed in detail, the students being required to explain the processes involved and the results which may be expected to ensue. Effort is made to get the student to read the original articles referred to in the course of the work, and he is made to feel that a knowledge of medical literature is an important part of his training. The recitations will be associated with a study of the gross and histological characters of the lesions concerned, and when possible, will be illustrated by means of specimens and experiments. Emphasis is laid upon the etiology of diseases and the reactions of the body to injuries of different kinds.

The laboratory work will be from 9 A. M., to 12 NOON, daily. Pathological histology will be studied by means of well-prepared loan sections, and the important points in each section will be demonstrated by means of lantern

slides. About three hundred sections are lent to each student. Not only must the student study these sections, but he is also required to diagnose, draw, and write full descriptions of them. The slides illustrate the subject studied in the conference of the same day. When practicable, animal experiments are shown. In addition the student will study fresh tissues obtained from autopsies.

A short written examination is given daily except Saturday, and written and practical examinations are given each Saturday. The written examination deals with the subjects already studied during the course. The practical examination at first consists of passing on the regular class slides, later the slides will be obtained from surgical and autopsy material.

AUTOPSIES.—Each junior will perform autopsies under the direction of members of the department. The student who performs the autopsies will also make a microscopic study of the tissues removed and write a report which will give in detail the gross and microscopic findings. The necessary bacteriological work of the autopsies will also be done by these students. Seniors will assist in the autopsies on their cases.

SURGICAL PATHOLOGY.—Surgical material from the hospitals is used for teaching purposes. The seniors will be required to write a description of the gross and microscopic findings of tissues which have been removed by operation from cases in their care. This work is done under the supervision of members of the staff and the reports are filed with case histories of the patients.

Those students who have had the training necessary for advanced work will be encouraged to undertake special study of problems in histological and experimental pathology. The laboratories are provided with the apparatus usually employed in such investigations.

CLINICAL MICROSCOPY

Instructor: DR. PILKINTON.

Sophomore Year

Clinical microscopy is given during the afternoons of April and May. The course consists of two recitations and thorough laboratory training in the chemical, microscopical, and bacteriological examinations of blood, urine, feces, sputum, gastric contents, exudates, secretions, etc.

Senior Year

The laboratory work will be entirely practical. The students will be required to make complete laboratory examinations on patients in the dispensary. The diagnostic value of the test will be emphasized.

ANATOMY

Acting Professor: DR. CAMP.

Assistants: DR. J. B. NAIVE, H. M. WALKER, B.A., F. H. LUTON,
RICHARD B. HOLT, JOSEPH E. EVANS, W. P. GRIFFEY.

The instruction in gross human anatomy is so arranged that the required work in this subject may be completed during the forenoons of the first five months of the medical course. A systematic study of the gross structure of the entire body is provided for in Courses I, II, III, and IV. The required work in histology, embryology and nervous anatomy is completed during the afternoons.

Courses V, VI and VII supplementary to the above courses, is offered in the afternoons during the first three months of the second year. This includes especially a study of regional and topographical anatomy, in which emphasis is laid on those features of anatomy having direct application to the practice of medicine and surgery.

Course VIII, designed for those who desire a training in the technical methods of microscopic anatomy, is offered during the college year.

Courses

I. *Anatomy of the Extremities.* The first seven weeks of the first year.

During this course the student makes a complete dissection of the arm and leg, together with the structures by which they are attached to the trunk. By dissecting the extremities in the same period the morphological analogies between the two are emphasized. During the period the bony framework of the parts is studied.

II. *Anatomy of the Abdomen and Pelvis.* The second seven weeks of the first year.

During this course, in addition to a complete study of the abdominal viscera and genito-urinary organs, the student dissects the abdominal walls, the muscles of the back and the spinal cord. During the same time the bony framework of the trunk and pelvis is studied.

III. *Anatomy of the Head, Neck, and Thorax.* Given in sequence to Course II during a period of eight weeks.

During the course the student dissects the thoracic wall and viscera, the neck, and the entire head with the exception of the brain, which is dissected in Course VII. During the process of the dissection the student is expected to familiarize himself with the anatomy of the bones of the skull.

IV. *Conferences in Anatomy.* Daily during the first five months.

These are held in conjunction with Courses I, II and III. They consist of reviews of the more important features of the dissections and a consideration of the significance of the structures exposed.

Some are held at the individual tables, others with the class as a whole.

V. *Regional and Topographical Anatomy.* Given during the afternoon of the first twelve weeks of the second year.

This course follows those on gross and microscopic anatomy. It is designed to cover those features in anatomy that have a direct application to the practice of medicine and surgery. It embraces bony landmarks, the surface outlines of organs, and the location of various nerves and arteries; the distribution of lymphatic vessels and glands; the special anatomy of the joints; the character of synovial membranes, sheaths, and bursae; fascial compartments; the position and relation of the abdominal and thoracic viscera with regard to diagnostic procedures; and attention is also given to special

points in the anatomy of the head. The instruction consists of laboratory work, demonstrations, and quizzes, using sections and special dissections.

VI. *Embryology, Histogenesis, General Histology, and Organology.*
Afternoons daily to March 1, during the first year.

This course consists of lectures, recitations, and laboratory work. Each portion of the work, is introduced by a general discussion, illustrated by blackboard drawings, and as far as possible by the demonstration of microscopic sections. Conferences and recitations are held during the laboratory period. It is the aim throughout the course to interpret the adult structure of the elementary tissues and organs from a consideration of their development and histogenesis. The following general plan is followed:

General Embryology, Histogenesis, and Structure of the Elementary Tissues.

The course begins with the study of the cell, cell division, and maturation and fertilization of the germ cells. This is followed by a consideration of segmentation and the formation of the germ layers.


Development is followed to the anlagen of the various tissues and organs, emphasis being placed on their derivation. The course concludes with a consideration of the histogenesis and structure of the elementary tissues.

Organology.


During this period are considered the various organs exclusive of the central nervous system and the organs of special senses. The study of the adult structure of each organ is preceded by a consideration of its development and histogenesis.

VII. *Gross and Minute Anatomy of the Central Nervous System and Organs of Special Senses.*

This course includes a consideration of the development of the nervous system and sense organs, and is illustrated by charts, models, and demonstrations of serial sections. A study is made of the minute anatomy of the special sense organs, which is followed by a dissection of the human brain and a study of prepared sections, both macroscopic and microscopic, of the brain, brain stem, and spinal cord. Especial attention is paid to the fiber tracts.



LITTERER LABORATORIES OF BACTERIOLOGY



CENTRAL HALL, SOUTH CAMPUS

VIII. *Histological Technique.*

A limited number of students will be permitted to secure training in the technical methods of normal and pathological histology.

Students of any class will be admitted, provided their schedules are so arranged as to offer adequate time in the laboratory. The course is recommended to those who contemplate advance study in anatomy or pathology, and will be of value to any who are to engage in general laboratory work. The work will be largely practical; it will include every stage in the preparation of material for microscopic study, from the autopsy to the completed mount. Emphasis will be placed on the more common methods, but special methods will be added in accordance with individual needs. Details can be obtained on consultation with the instructor. Time will be arranged.

**GENITO-URINARY SURGERY AND
VENERAL DISEASES.**

Professor: DR. BROMBERG.

Lecturer: DR. ANDERSON.

Assistants: DR. MORRISSEY, DR. DOUGLAS, DR. WATKINS, DR. GAYDEN.

Veneral Diseases

A complete and thorough course in venereal diseases will be given to the juniors comprising one lecture and a clinic each week.

In addition to this the juniors and seniors are divided into small sections and given instructions in the dispensary.

Genito-Urinary Surgery

The professor in this course of instruction will go into every detail calculated to lay a thorough foundation for this important subject. To this end the uses of the endoscope, cystoscope, and other diagnostic instruments will be shown upon living subjects; and every variety of clinics exhibiting the various forms of bladder and kidney diseases will be presented for inspection, diagnosis, and treatment by the student.

Ample opportunity will be given to familiarize each student with the use of the cystoscope by demonstration upon the phantom bladder, also affording opportunity and practice in ureteral catheterization.

PEDIATRICS

Professor: DR. WILSON.

Instructor: DR. LEE.

Assistants: DR. PERRY, DR. ALEXANDER, DR. FENN, DR. LEWIS,
DR. WOODRUFF.

Instruction in the diseases of infancy and childhood is given in the senior year.

First Term

Seniors receive instructions on the special physiological peculiarities of infants, their nutritional demands, and diseases of the new born. Then are taken up in detail the problems of infant feeding, the digestive diseases of infancy, and such disturbances in nutrition as rickets, marasmus, etc.

Second Term

Lectures and quizzes on exanthemata, diphtheria, and whooping cough. Two hours a week, lectures and one clinic throughout the term. DR. WILSON.

A special feature of the senior-year's work is practical instruction in intubation on the cadaver.

Senior students also have clinical instruction in the dispensary and wards by Dr. Perry and the instructors associated with the Department of Medicine.

PREVENTIVE MEDICINE AND HYGIENE

Lecturer: DR. BISHOP.

A thorough course of lectures on hygiene and sanitary science illustrated by diagrams and drawings, is delivered to the Senior class.

MEDICAL JURISPRUDENCE

Instructor: DR. CORE.

Forensic medicine is taught to the Junior class by a course of lectures and recitations.

ANAESTHETICS

A full course of instruction in the nature and use of anæsthetics and practice in administering them will be given to each student in the senior class.

ALPHA OMEGA ALPHA

This is a non-secret, senior-year, Medical Honor Society, membership to which is based entirely upon scholarship, moral qualifications being satisfactory. It is the only order of its kind in medical schools on this continent. Its definite mission is to encourage personal honesty and the spirit of medical research.

It is deemed wise to limit the chapters to medical schools of the highest standing.

Junior and Senior students shall be eligible for election as active members subject to the following conditions:

- (a) Scholarship.
- (b) Strength of character, individuality and originality
- (c) Moral character in the broadest sense, including unselfishness, respect for one's self and for others, with high ideals.

Scholarship must always be considered the most important qualification for election, but no man, however brilliant in scholarship shall be eligible if he does not conform to the several requirements set forth in the last two subdivisions.

The total number of members in the senior year shall never be a greater proportion of the class than one-fifth. One-half of this number may be elected from the junior class, but not before the last half of that year.

The charter for the School of Medicine, of Vanderbilt University was granted in 1923.

HONORS

FOUNDER'S MEDAL.—Leon Bromberg, Texas.

SCHOLARSHIP IN THIRD YEAR.—James Van McRady, Tennessee.

SCHOLARSHIP IN SECOND YEAR.—Peisach Goolker, New York.

SCHOLARSHIP IN FIRST YEAR.—Demetrius Nestor Issos, Alabama.

BEAUCHAMP SCHOLARSHIP.—Russell Lee Norburn, North Carolina.

General Honor Roll

Students who have made 90 per cent or above on every subject for the year.

FIRST YEAR

William B. Anderson.....	Waxahachie, Texas
Demetrius Nestor Issos.....	Birmingham, Ala.
Lawrence W. Long, Jr.....	Satartia, Miss.
William Draper North.....	Newnan, Ga.
Anthony Warren Rucker.....	Bedford, Va.

SECOND YEAR

Peisach Goolker.....	New York, N. Y.
----------------------	-----------------

THIRD YEAR

James Van McRady.....	Petersburg, Tenn.
-----------------------	-------------------

FOURTH YEAR

Leon Bromberg.....	New York City, N. Y.
--------------------	----------------------

COMMUNICATIONS

All communications regarding the School of Medicine should be addressed to DR. LUCIUS E. BURCH, **Acting Dean, Vanderbilt School of Medicine, Nashville, Tenn.**

SCHEDULE—FRESHMAN CLASS, 1923-24.

	Oct.	Nov.	Dec.	Jan.	Feb.	March	April	May
8:15 to 12			Anatomy Gross				Chemistry	
1 to 4:30			Microscopic Anatomy				Bacteriology and Serology	

On Thursdays all work starts at 8 o'clock, in order that students may attend meetings of student body at 11:15. Room N.

SCHEDULE—SOPHOMORE CLASS, 1923-24.

	Oct.	Nov.	Dec.	Jan.	Feb.	March	April	May
8:15 to 12		Physiology			Pathology		Pathology	Clinical Microscopy
1 to 4		Topographical Anatomy			Pharmacology and Maternal Medica and Therapeutics		Physical Diagnosis	Surgical Technique
		Applied Anatomy					Pharmacology and Therapeutics	

On Thursdays all work starts at 8 o'clock, in order that students may attend meetings of student body at 11:15. Room N.

SCHEDULE—JUNIOR CLASS 1923-24.

	Monday	Tuesday	Wednesday	Thursday	Friday	Saturday
8:15 to 9:15	E. N. T. *Gynecology	Obstetrics *Dermatology	Physical Diagnosis	E. N. T. *Gynecology	Physical Diagnosis	Obstetrics *Dermatology
9:15 to 10:15	Nervous and Mental Diseases	Medicine	Nervous and Mental Diseases	Medicine	Surgical Anatomy Practical Therapeutic	Surgical Anatomy Practical Therapeutic
10:15 to 11:15	G. U. *Venereal Diseases	G. U. *Venereal Diseases	Proctology *Medical Jurisprudence	Surgery (Bryan)	Orthopedic Surgery	Surgery (Bryan)

CITY HOSPITAL

11:15 to 12:15	Clinic * $\frac{1}{4}$ Class Medicine $\frac{1}{4}$ Class Pediatrics $\frac{1}{4}$ Class Surgery $\frac{1}{4}$ Class Obstetrics (Beside)	Clinic $\frac{1}{4}$ Class Medicine $\frac{1}{4}$ Class Medicine $\frac{1}{4}$ Class Gynecology $\frac{1}{4}$ Class Obstetrics (Beside)	Clinic Medicine	Meeting Student Body N	Clinic Nervous and Mental Diseases	Clinic Medicine
2:00 to 4:00	$\frac{1}{4}$ Class Clinic E. N. T. Beside $\frac{1}{4}$ Class Surgery $\frac{1}{4}$ Class Medicine $\frac{1}{4}$ Class Pediatrics	$\frac{1}{4}$ Class Clinic Orthopedic or Rectal Beside $\frac{1}{4}$ Class Surgery $\frac{1}{4}$ Class Medicine $\frac{1}{4}$ Class Pediatrics	$\frac{1}{4}$ Class Clinic G. U. or Venereal Beside $\frac{1}{4}$ Class Surgery $\frac{1}{4}$ Class Medicine $\frac{1}{4}$ Class Gynecology	Vanderbilt Dispensary	Vanderbilt Dispensary	

*Second Term. All Junior Lectures in Class Room O.

SCHEDULE—SENIOR CLASS, 1923-24.

	Monday	Tuesday	Wednesday	Thursday	Friday	Saturday
8:15 to 9:15	Gynecology *Obstetrics	Gynecology *Obstetrics	Obstetrics *Eye	Obstetrics *Surgery (Barr)	Pediatrics *Surgery (Barr)	Pediatrics *Eye
9:15 to 11:15	Vanderbilt Hospital Bedside 2 Sections Medicine 1 Section Surgery 1 Section Gynecology	Vanderbilt Hospital Bedside 2 Sections Medicine 1 Section Surgery 1 Section Gynecology	Vanderbilt Hospital Bedside 2 Sections Medicine 1 Section Surgery 1 Section Pediatrics	Vanderbilt Hospital Bedside 2 Sections Medicine 1 Section Surgery 1 Section Pediatrics	Vanderbilt Hospital Bedside 2 Sections Medicine 1 Section—E. E. N. T. 1 Section—Orthoped. or Proctology	Vanderbilt Hospital Bedside 2 Sections Medicine 1 Section—E. E. N. T. 1 Section—G. U. or Venereal
11:15 to 12:15	Surgery Eye	Surgery Eye	Surgery Haggard	N—Meeting of Student Body	M Medicine	M Medicine
1:00 to 2:00	Hygiene *Pediatrics	Hygiene *History of Medicine	Electro Therapeutics *Pediatrics	Oct. & Nov. Apr. & May Tuberculosis Hospital Central Hospital Isolation Hospital	Oct. & Nov. Apr. & May Tuberculosis Hospital Central Hospital Isolation Hospital	
2:00 to 3:30	Vanderbilt Dispensary	Vanderbilt Dispensary	Vanderbilt Dispensary	3:30 daily Surgical Anatomy	3:30 daily Surgical Anatomy	
				Dec. to Apr. 1 Section Laboratory Surgery 1 Section Laboratory Experimental Surgery 1 Section Laboratory Gynecology 1 Section Surgical Anatomy	Dec. to Apr. 1 Section Laboratory Surgery 1 Section Laboratory Experimental Surgery 1 Section Laboratory Gynecology 1 Section Surgical Anatomy	

*Second term. All senior lectures in Class Room M. Autopsies 4 P. M. Obstetric Cases by assignment.

LIST OF STUDENTS, VANDERBILT UNIVERSITY
SCHOOL OF MEDICINE
1923-24

Name	First-Year Class	Home Address
Adamson, William Bluford		Waxahatchie, Texas
Allen, Benjamin Lee		Athens, Ala.
Barnes, Nolen Tom		Amarillo, Texas
Bryan, L. C.		Sevierville, Tenn.
*Christensen, Norman G.		Westfield, Wis.
Clements, George Donald		Munford, Tenn.
DeMoubreun, William Andrew		College Grove, Tenn.
Dorris, Earl Denton		Bolivar, Tenn.
Emens, Edward Redding		Trinity, Ala.
*French, John Clement		Chattanooga, Tenn.
Glaboff, Jake Joseph		Nashville, Tenn.
Griffey, Walter P.		Moscow, Ky.
Grimes, Addison Clyde		Clayton, N. Mex.
Harbison, Edgar Frank		Oklahoma City, Okla.
Harris, Bascom Thomas		Nicholasville, Ky.
Haynie, James William		Belton, S. C.
Hightower, Emmett D.		Nashville, Tenn.
Issos, Demetrius Neso		Birmingham, Ala.
Long, Lawrence W., Jr.		Satartia, Miss.
Miller, Cleo Maurice		Edenwold, Tenn.
Mitchell, John Henry		Jacksonville, Fla.
Neal, Paul A., Jr.		West Point, Tenn.
Newman, Mannie Perkins		Dyer, Tenn.
North, William Draper		Newnan, Ga.
Overall, James Carney		Nashville, Tenn.
Parker, Charles Earnest		Newnan, Ga.
Petrit, Maous B.		Maypearl, Texas
Pilcher, Dudley Cobb		Nashville, Tenn.
Pumphrey, Andrew Beal		Taylor, Texas
Riggs, Robert Caleb		Lexington, Ky.
Riphey, Elkin Lanier		Nashville, Tenn.
Rogers, Wieland Walker		Jacksonville, Fla.
Rountree, Walter Boyce		Hartselle, Ala.
Rucker, Anthony Warren		Bedford, Va.
*Sanford, Theodore Alex.		Milburn, Ky.
Schmidt, Norman Louis		Hartford, Conn.
Stone, Belo		Banquete, Texas.
Van Ness, Edwin B.		Nashville, Tenn.
Waller, George DeLoach, Jr.		Bessemer, Ala.
Walker, Herbert Carey		Nashville, Tenn.
Walker, Paul William		Joplin, Mo.
Watkins, Joseph Rascoe		Loudon, Tenn.
Wile, Simon A.		Gallatin, Tenn.
Williams, Onie Owen		Sheffield, Ala.
Wilson, Paul E.		Guntown, Miss.
York, Paul Sandige		Center, Ky.

*Withdraw.

Second-Year Class

Bailey, James Paul	Waxahatchie, Texas
Barton, William Baynard	Orangeburg, S. C.
Bau, Benjamin C. M.	Shanghai, China
Bell, Robert Harvey	Oakwood, Texas
Boone, George Daniel	Erin, Tenn.
Booth, Thomas Fagan, Jr.	Pulaski, Tenn.
Brown, Clyde Hulee	Cullman, Ala.
Burrus, Roger Boswell	Hickman, Ky.
Butler, Fonzie William	Trenton, Tenn.
Butterworth, Adolphus D.	Murray, Ky.
Chester, John Buist	Nashville, Tenn.
Christman, William Walker	Nashville, Tenn.
Council, Frank Elbert	Windom Texas
Craig, Riney	Sharpe Chapel, Tenn.
Cross, Elias Howell, Jr.	Gadsden, Ala.
Dodson, Maybrew Wilson, Jr.	Hermitage, Tenn.
Dorris, Jewell Mays	Bolivar, Tenn.
Evans, John Thomas	Fayetteville, Tenn.
Evans, Joseph E.	Lewisburg, Tenn.
Foster, Hugh Mason	Gallatin, Tenn.
Garrett, William Anson	Hopkinsville, Ky.
Gibson, Thomas Sneed	St. Louis, Mo.
Gill, James P., Jr.	Dallas, Texas
Goddard, Walter E.	Austin, Texas
Goodall, A. Gordon	Nashville, Tenn.
Goolker, Peisach	New York City, N. Y.
Graves, G. Yoehlee	Scottsville, Ky.
Gray, Russell Merle	Los Angeles, Cal.
Gross, Houston Amost	Waxahatchie, Tex.
Haley, Marcus Delafayette	Brooksville, Ky.
Hinshaw, Charles Theron	Winfield, Kan.
Hobby, A. Worth, Jr.	Nashville, Tenn.
Hollabaugh, Andrew N., Jr.	Nashville, Tenn.
Holt, Richard Bryan	Nashville, Tenn.
Hubbard, Wilder Walton	Florence, Ala.
Jackson, J. Warren	Spice Wood, Texas
Johns, Daniel J., Jr.	Nashville, Tenn.
Kelly, Earnest George	Plantersville, Miss.
Kimzey, Frank Burge	Union City, Tenn.
Minter, Russell Ellis	Birmingham, Ala.
Moore, George Barnard, Jr.	Birmingham, Ala.
Murray, Saunders	Nashville, Tenn.
Parker, William Paxton	Nashville, Tenn.
Rhea, William Gardner	Pulaski, Tenn.
Robinson, Fount Beverly	Liberty, Tenn.
Sloan, Ralph Matthews	Black Rock, Ark.
Schwartz, Leo, Jr.	Nashville, Tenn.
Taylor, Harlan H.	Livingston, Tenn.
Thompson, Hubert Orion	Nashville, Tenn.
Thompson, Robert Ferris	Nashville, Tenn.
Travnicek, Joseph	Columbia, S. C.
Van Order, William Edgar	Ithaca, N. Y.
Wilson, Redford Alexander	Cadiz, Ky.
Woods, Dexter L.	Hillsboro, Tenn.

Third-Year Class

Ashby, Josiah Jefferson	Nashville, Tenn.
Baker, Robert H	Knoxville, Tenn.
Bean, Lawrence L	Knoxville, Tenn.
Buford, Robert S	Brunswick, Ga.
Burns, Robert B	Jonesboro, Ark.
Chenault, Erskine M	Albany, Ala.
Davis, Theodore Wilson	Nashville, Tenn.
Denton, C. Leroy	Sumner, Miss.
Dilworth, Thomas Elmor	New Hope, Ala.
Eisenstat, Max	Nashville, Tenn.
Ellington, Jesse C., Jr	Columbia, Tenn.
Foster, Dewey	Westmoreland, Ky.
Gammel, G. C.	Nashville, Tenn.
Gayden, Lewis Ruben	College Station, Texas
Green, Mack Mason	Columbia, Tenn.
Haire, William Troy	Granger, Texas
Hare, Roy N	Manchester, Ala.
Hartsook, Frank M	Cardington, Ohio
Johnson, Eugene	Jackson, Tenn.
Johnson, Lester	Wichita, Kan.
Judah, Leopold N	Clarksville, Tenn.
Kelley, Everett Edward	Whitesville, Ky.
Key, Webster Bridges	Monoville, Tenn.
Killebrew, Joseph Buckner	Nashville, Tenn.
Kirby, William Leslie	Westmoreland, Tenn.
Kohrs, Edward Frank	Davenport, Iowa
Lilly, Robert Edward	Lilly, Ga.
McCown, Robert Earl	Hazel Green, Ala.
McRady, James Van	Petersburg, Tenn.
Martin, Thomas Earle	Plantersville, Ala.
Meigs, James H	Anniston, Ala.
Neill, Francis Kennedy	Wylam, Ala.
Norburn, Russell Lee	Caviller, N. C.
Owen, Earl Wilbourne	Pilot Mountain, N. C.
Pecora, Toney	Beaumont, Texas
Petrie, William Paul	Nashville, Tenn.
Register, Roland Florin	Rockwood, Tenn.
Sanford, Sloan McKinney	Searcy, Ark.
Smith, Charles Morehead	Dixon, Ky.
Smith, H. Carroll	Rockwood, Tenn.
Sory, Bailey Brown, Jr	Cedar Hill, Tenn.
Tilley, John Hill	Lebanon, Tenn.
Williams, Wilson Carter	Carthage, Tenn.

Fourth-Year Class

Bobo, John Simeon	Boaz, Ala.
Bradford, Cecil R	Mansfield, Texas
Bridges, Thomas Fort	Springfield, Tenn.
Bromberg, Leon	Galveston, Texas
Brown, Felix Manning	Hopkinsville, Ky.

Horace E. Brown	Maryville, Tenn.
Coker, Battey Belk	Rome, Ga.
Coplan, Milton M	Birmingham, Ala.
Cunning, John E	Lonoke, Ark.
Cunningham, John Newell	Pulaski, Tenn.
Duke, Raphael S	Fredonia, N. Y.
Ebert, Albert E	Columbia, S. C.
Edwards, Edward Clay	Shreveport, La.
Foster, William Paul	Adolphus, Ky.
Goodrich, W. A	Nashville, Tenn.
Hailey, David Walter	Nashville, Tenn.
Halliburton, Benjamin Bradford	Scottsboro, Ala.
Hamilton, James Lonnie	Russellville, Ala.
Harrison, Gaston Green	Ripley, Tenn.
Heinberg, Charles Jerome	Pensacola, Fla.
Hunt, Henry Franklin	Madisonville, Tenn.
Kingins, Marvin J	Bumpus Mills, Tenn.
Lancaster, Augustus H	Lancaster, Tenn.
Luten, John Ford	Waverly, Tenn.
Martin, John A	Cullman, Ala.
Metz, Louis F	Trenton, Tenn.
Morford, Theodore	Nashville, Tenn.
Muse, Paul Howard	Junction City, Ark.
McPeak, Edgar Marion	Sparta, Tenn.
Nance, William Keiser	Sochoy, China
Netto, Lloyd Joseph	Ocean Springs, Miss.
Newman, Hoy	Adolphus, Ky.
Owsley, John Q., Jr	Nashville, Tenn.
Peters, Horace Dewey	Knoxville, Tenn.
Pursley, Turner	Cerulean, Ky.
Read, James Seay	Carthage, Tenn.
Record, William David Leo	Lynchburg, Tenn.
Robertson, Charles Howard	Nashville, Tenn.
Schubert, Alphonse John	Nashville, Tenn.
Seward, Douglas Crockett	Franklin, Tenn.
Seward, Jackson Anderson	Franklin, Tenn.
Stokes, James William	Orangeburg, S. C.
Thomas, Archie Edwin	Nixburg, Ala.
Thompson, John Robert, Jr	Jackson, Tenn.
Trice, Spencer Talley	Nashville, Tenn.
Turner, Fred A	Waco, Texas
Winton, William Cornelius	Springfield, Mo.
Wood, Sydney Hewitt	Signal Mountain, Tenn.
Woodard, J. Marvin	Black Mountain, N. C.

Irregular Student

Gentry, Glenn.....Nashville, Tenn.

Graduates, 1924—Doctor's of Medicine same as Fourth Year Class given above.