

Vol. XVIII

JULY 1918

No. 6

BULLETIN OF VANDERBILT UNIVERSITY

NASHVILLE, TENNESSEE



SCHOOL OF MEDICINE

The Bulletin of Vanderbilt University is published by the University, and is issued every month from February to September, inclusive

BOARD OF TRUST

1920*

FRANK S. WASHBURN, B.C.E. New York
 J. H. DYE, D.D. Searcy, Ark.
 W. T. SANDERS, B.A. Athens, Ala.
 A. C. FORD, B.A. Houston, Tex.
 EUGENE J. BUFFINGTON Chicago, Ill.
 FRANK C. RAND, B.A. St. Louis, Mo.
 WILSON L. HEMINGWAY, B.S. Little, Rock, Ark.

1922*

CHANCELLOR J. H. KIRKLAND Nashville, Tenn.
 W. R. COLE, B.A. Nashville, Tenn.
 R. F. JACKSON, LL.B. Nashville, Tenn.
 G. M. NEELY Nashville, Tenn.
 G. B. WINTON, D.D. Nashville, Tenn.
 ROBERT F. MADDOX Atlanta, Ga.
 CLAUDE WALLER, C.E., M.S., LL.B. Nashville, Tenn.
 CHAS. W. BYRD Greensboro, N. C.
 HON. JAS. C. McREYNOLDS Washington, D. C.

1924*

J. R. BINGHAM Carrollton, Miss.
 H. H. WHITE, B.A. Alexandria, La.
 M. M. CULLOM, B.A., M.D. Nashville, Tenn.
 GEO. C. GREER, B.S. Dallas, Tex.
 JESSE P. NORFLEET, B.A. Memphis, Tenn.
 CHARLES P. WILLIAMS, M.A. St. Louis, Mo.
 J. L. DANTZLER, B.P. New Orleans, La.
 JESSE M. OVERTON Nashville, Tenn.

1926*

ALLEN R. CARTER, B.A. Louisville, Ky.
 ARTHUR B. RANSOM Nashville, Tenn.
 W. PHILLIPS CONNELL, B.S., M.S. Baton Rouge, La.
 CHARLES N. BURCH, B.A., LL.B. Memphis, Tenn.
 MORRIS BRANDON Atlanta, Ga.
 FLETCHER S. BROCKMAN, B.A. New York, N. Y.
 LEE J. LOVENTHAL Nashville, Tenn.
 W. F. BRADSHAW, JR., B.S. Paducah, Ky.

OFFICERS OF THE BOARD.

PRESIDENT,

W. R. COLE, B.A.

VICE-PRESIDENTS,

G. B. WINTON, D.D. W. T. SANDERS, B.A.

SECRETARY,

CLAUDE WALLER Nashville, Tenn.

TREASURER,

G. M. NEELY Nashville, Tenn.

BURSAR,

J. E. HART Nashville, Tenn.

EXECUTIVE COMMITTEE,

W. R. COLE, B.A., Chairman. G. M. NEELY.
 JAMES H. KIRKLAND, LL.D. ARTHUR B. RANSOM.
 G. B. WINTON, D.D. R. F. JACKSON, LL.B.

MEDICAL GOVERNING BOARD,

CHANCELLOR J. H. KIRKLAND, President. Nashville, Tenn.
 DR. ROGER S. MORRIS University Cincinnati, Cincinnati, Ohio
 DR. E. L. OPIE Washington University, St. Louis, Mo.
 DR. EDWIN O. JORDAN University of Chicago, Medical School
 W. R. COLE, B.A. Nashville, Tenn.
 JUDGE CLAUDE WALLER, M.S., LL.B. Nashville, Tenn.
 G. M. NEELY Nashville, Tenn.
 EXECUTIVE SECRETARY VANDERBILT ALUMNI ASSOCIATION,
 CHARLES CASON, B.A. Nashville, Tenn.

*The term of office expires at the annual meeting of the Board of Trust in the year indicated.

FACULTY

- JAMES H. KIRKLAND, Ph.D., LL.D., D.C.L., Chancellor.
DUNCAN EVE, M.A., M.D., F.A.C.S.
Professor of Surgery and Clinical Surgery.
J. A. WITHERSPOON, M.D., LL.D.
Professor of Medicine and Clinical Medicine.
GEORGE H. PRICE, B.E., M.S., M.D.
Professor of Eye, Ear, Nose and Throat.
*W. H. WITT, M.A., M.D.
Professor of Medicine and Clinical Medicine.
J. T. ALTMAN, M.D.
Professor of Obstetrics.
*RICHARD A. BARR, B.A., M.D., F.A.C.S.
Professor of Surgery and Clinical Surgery.
*LUCIUS E. BURCH, M.D., F.A.C.S., Dean.
Professor of Gynecology.
WILLIAM LITTERER, M.A., Ph.C., M.D.
Professor of Bacteriology.
W. A. BRYAN, A.M., M.D., F.A.C.S.
Professor of Surgery and Clinical Surgery.
OWEN H. WILSON, B.E., M.D.
Professor of Diseases of Children.
M. C. MCGANNON, M.D., F.A.C.S.
Professor of Surgery and Clinical Surgery.
S. S. CROCKETT, M.D.
Professor of Nervous and Mental Diseases.
A. N. HOLLABAUGH, M.D.
Professor of Obstetrics.
B. F. HAMBLETON, B.S., M.D., Acting Dean and Secretary
Professor of Physiology and Pharmacology.
J. M. KING, B.S., M.D.
Professor of Dermatology and Electro-Therapeutics.
R. O. TUCKER, M.D.
Professor of Obstetrics.
W. D. HAGGARD, M.D., F.A.C.S.
Professor of Surgery and Clinical Surgery.
T. HILLIARD WOOD, M.D., F.A.C.S.
Professor of Eye, Ear, Nose and Throat.
ROBERT CALDWELL, M.D., F.A.C.S.
Professor of Surgical Anatomy.
PERRY BROMBERG, M.D., F.A.C.S.
Professor of Genito-Urinary Surgery.
*McPHEETERS GLASGOW, M.D.
Professor of Therapeutics.
W. E. HIBBETT, M.D.
Professor of Preventive Medicine and Hygiene.
*GEO. M. CURTIS, A.M., Ph.D.
Professor of Anatomy.
REUBEN M. STRONG, A.M., Ph.D.
Professor of Anatomy.
B. T. TERRY, M.A., M.D.
Professor of Pathology.
J. T. LEARY, M.S.
Acting Professor of Chemistry.
J. P. KELLER, M.D.
Acting Professor of Therapeutics.

NOTE—Those whose names are marked with an asterisk are in the active service of the United States Army or Navy.

VANDERBILT UNIVERSITY

ASSOCIATE PROFESSORS.

DUNCAN EVE, JR., M.D., F.A.C.S.
Associate Professor of Surgery.

*A. W. HARRIS, M.D.
Associate Professor of Nervous Diseases and Instructor in Medicine.

*H. M. TIGERT, M.D.
Associate Professor of Gynecology.

*WM. McCABE, M.D., F.A.C.S.
Associate Professor of Surgery.

*O. N. BRYAN, M.D.
Associate Professor of Medicine.

W. A. OUGHTERSON, M.D.
Associate Professor of Medicine.

ASSISTANT PROFESSORS.

*A. S. DABNEY, B.A., M.D.
Assistant Professor of Medical Jurisprudence.

JACK WITHERSPOON, M.D.
Assistant Professor of Medicine and Superintendent of Vanderbilt
Hospital.

HAROLD CUMMINS, A.B.
Assistant Professor of Microscopic Anatomy.

JOSEPH F. GALLAGHER, M.D.
Assistant Professor of Gynecology.

C. N. COWDEN, M.D.
Assistant Professor of Gynecology.

LECTURERS.

*R. W. BILLINGTON, M.D.
Lecturer on Orthopedic Surgery.

*C. F. ANDERSON, M.D.
Lecturer on Venereal Diseases.

*DAVID R. PICKENS, M.D.
Lecturer on Rectal Diseases.

*T. D. McKINNEY, M.D.
Lecturer on Gynecological Pathology.

ADAM NICHOL, M.D.
Lecturer on Orthopedic Surgery.

LOUIS LEFTWICH, LL.B.
Lecturer on Medical Jurisprudence.

INSTRUCTORS, DEMONSTRATORS AND ASSISTANTS.

*LARKIN SMITH, M.D.
Instructor in Medicine.

*W. C. DIXON, M.D.
Demonstrator in Gynecology.

*R. L. JONES, M.D.
Instructor in Preventive Medicine and Hygiene.

HARRINGTON MARR, M.D.
Instructor in Anesthetics.

JOHN W. MOORE, M.D.
Instructor and Assistant to the Chair of Eye, Ear, Nose and Throat.

B. F. BYRD, M.D.
Instructor in Materia Medica and Pharmacy and Assistant in
Physiology and Pharmacology.

W. E. REYNOLDS, M.D.
Instructor in Anesthetics and Assistant in Medicine.

*E. S. MAXWELL, M.D.
Instructor in Clinical Microscopy and Assistant in Pathology.

- *ROBT. B. BROWN, M.D.
Instructor in Bandaging and Assistant in Gynecology.
- *EDWIN H. MAGEE, A.B.
Instructor in Anatomy.
- B. F. ROSSEN, M.D.
Instructor in Pathology.
- *S. C. COWAN, M.D.
Assistant in Obstetrics.
- *GEO. C. WILLIAMSON, M.D.
Assistant to Chair of Surgery.
- *J. OWSLEY MANIER, M.D.
Assistant to Chair of Medicine.
- *HOWARD KING, M.D.
Assistant to Chair of Dermatology.
- *H. F. FRIEDMAN, M.D.
Assistant to Chair of Dermatology.
- *R. E. SULLIVAN, M.D.
Assistant to Chair of Eye, Ear, Nose and Throat.
- *EUGENE ORR, M.D.
Assistant to Chair of Eye, Ear, Nose and Throat.
- *HARLIN TUCKER, M.D.
Assistant in Gynecology.
- *T. B. GIVAN, M.D.
Assistant in Medicine.
- RICHARD HUBERT PERRY, B.S., M.S., M.D.
Assistant to Chair of Diseases of Children.
- *JERE W. CALDWELL, M.D.
Assistant to Chair of Eye, Ear, Nose and Throat.
- *FRANK B. DUNKLIN, M.D.
Assistant to Chair of Medicine.
- W. O. FLOYD, M.D.
Assistant to Chair of Surgery.
- *J. HENRY LITTERER, M.D.
Assistant in Bacteriology.
- *E. E. BROWN, M.D.
Assistant in Obstetrics.
- L. J. CALDWELL, M.D.
Assistant in Medicine.
- C. W. HARVEY, M.D.
Assistant in Medicine.
- S. T. ROSS, M.D.
Assistant in Medicine and Physical Diagnosis.
- R. W. GRIZZARD, M.D.
Assistant in Surgery.
- CHAS. G. DUNCAN, A.B.
Assistant in Anatomy.
- HOLLIS E. JOHNSON.
Assistant in Histology.
- S. ROSENTHAL.
Assistant in Anatomy.
- S. L. CLARK,
Assistant in Histology.
- MISS WINNIE DAVID.
Technician in Anatomy.
- MISS MARJORIE CLAPP.
Technician in Pathology.

VANDERBILT UNIVERSITY

OUT-PATIENT DEPARTMENT OF VANDERBILT HOSPITAL.
SURGERY.

- *GEO. C. WILLIAMSON, M.D., Chief.
*C. B. CRITTENDON, M.D.
R. W. GRIZZARD, M.D.

MEDICINE.

- JACK WITHERSPOON, M.D., Chief.
C. W. HARVEY, M.D.
L. J. CALDWELL, M.D.

EYE, EAR, NOSE AND THROAT.

- *W. G. KENNON, M.D., Chief.
JOHN W. MOORE, M.D.
*R. E. SULLIVAN, M.D.
*EUGENE ORR, M.D.
*JERE W. CALDWELL, M.D.
D. B. P'POOLE, M.D.
J. J. FREY, M.D.

GYNECOLOGY.

- JOSEPH F. GALLAGHER, M.D., Chief.
*L. W. EDWARDS, M.D.
*ROBT. B. BROWN, M.D.
*HARLIN TUCKER, M.D.

OBSTETRICS.

- *S. C. COWAN, M.D., Chief.
G. U. AND VENEREAL DISEASES.
*CHAS. F. ANDERSON, M.D., Chief.
P. G. MORRISSEY, M.D.

ORTHOPEDICS.

- *R. W. BILLINGTON, M.D., Chief.
ADAM NICHOL, M.D.

RECTAL DISEASES.

- *D. R. PICKENS, M.D., Chief.

DERMATOLOGY.

- *HOWARD KING, M.D., Chief.
*H. F. FRIEDMAN, M.D., Chief.

JOHN T. KERCHEVAL.

Bursar of Medical and Dental Departments.

A. E. GODWIN.

Assistant Secretary.

MRS. PEARL HEDGES.

Librarian.

ADVISORY COUNCIL.

PROF. WITHERSPOON, President; PROFS. EVE, WOOD and the
DEAN, Ex-Officio.

HOSPITAL COMMITTEE.

PROFS. WITHERSPOON and McGANNON.

CURRICULUM COMMITTEE.

PROFS. HAMBLETON, WOOD and BRYAN.

COMMITTEE ON CATALOGUE.

PROFS. PRICE and KING.

LIBRARY COMMITTEE.

PROFS. CALDWELL, HOLLABAUGH and CURTIS.

PUBLIC EXERCISES COMMITTEE.

PROFS. WOOD and GLASGOW.

SPECIAL INFORMATION

A few years ago Vanderbilt University, School of Medicine, adopted the concentration method of teaching, believing that the student would be enabled to do better work by limiting his study to a few subjects at one time. Therefore, the work of the first and second year students is so arranged that they will not have more than two subjects at the same time. Daily recitations supplementing the laboratory work are given on these two subjects until they are completed. It has been found that this method enables a student to concentrate his efforts, and so accomplish much more in a given period of time. In addition, the courses are so arranged that each will be preparatory for the succeeding ones. Thus the study of anatomy, organic chemistry, physiological chemistry and bacteriology will constitute the work of the first year. A knowledge of these subjects is essential so that the student may properly understand those which follow, but at the same time do not require special preliminary knowledge other than that specified under entrance requirements. The first part of the second year will be taken up with physiology, topographic and applied anatomy, and, following these, pathology, pharmacology, pharmacy, materia medica, therapeutics, surgical technique, normal physical diagnosis, and clinical microscopy. From this brief *resume* it will be seen that every effort will be made to train the student so that he may enter his junior year well prepared in the fundamental branches, thus enabling him to apply this knowledge in his dispensary and bedside work.

The same principle of concentration, in teaching, is carried out in the third and fourth classes. The subjects are arranged in sequence so that a student may take up a subject and complete it. Special stress is laid on teaching each subject thoroughly and not in preparing students for simply passing an examination. In many subjects a student is graded on his attendance, recitations, monthly examinations, bedside and laboratory work.

The first three hours of the morning are given up entirely to recitations; during the remainder of the day the advanced classes are divided into small sections and

placed in the laboratories, the wards of the hospitals and in the out-patient department. This method of instruction gives each student an opportunity to apply his theoretical knowledge in a practical way.

GENERAL INFORMATION

Vanderbilt University owes its foundation to the munificence of Cornelius Vanderbilt, of New York, who on March 27, 1873, made a donation of \$500,000 for the purpose of establishing the University. This donation was subsequently increased to \$1,000,000.

Mr. W. H. Vanderbilt, son of the Founder, made donations at various times for buildings and equipment. His benefactions amounted to \$500,000.


Mr. Cornelius Vanderbilt, grandson of the Founder, erected Mechanical Engineering Hall, made gifts to current expenses, and left a bequest of \$50,000 for endowment. His various gifts amounted to \$100,000.

Mr. W. K. Vanderbilt, grandson of the Founder, has given to the University more than \$500,000. His donations have been used for the erection of Kissam Hall, a large dormitory accommodating two hundred students, for current expenses, for the rebuilding of College Hall after the fire of 1905, and for the purchase and improvement of the South Campus, the home of the Medical Department.

In January, 1911, the General Education Board of New York gave \$150,000 for the general endowment of the University.

In 1907 Furman Hall, the chemical laboratory on the West Campus, was erected from a bequest of Mrs. Mary J. Furman, of Nashville, amounting to \$80,000.

In January, 1918, was completed a movement for adding one million dollars to the endowment of the College of Arts and Science. Of this amount the General Education Board gave \$300,000; Mr. F. W. Vanderbilt, \$100,000; Mr. W. K. Vanderbilt, \$325,000. The remaining \$275,000 was given by trustees, faculty, students, alumni and citizens of Nashville through a general campaign conducted by the alumni.



GALLOWAY MEMORIAL HOSPITAL.



LITTERER LABORATORY OF BACTERIOLOGY.

Other valuable gifts have been made to the University from time to time by generous patrons and used for special purposes of endowment, equipment, and scholarships.

DONATION OF ANDREW CARNEGIE, ESQUIRE.

So far as concerns the work of the Medical Department the most notable gift Vanderbilt University has received is the donation of \$1,000,000 by Andrew Carnegie, Esquire. Up to 1913 the property of the Medical Department invested in grounds, buildings, and equipment represented an outlay of \$300,000. In May, 1913, Mr. Carnegie made to the Trustees a proposition to enlarge these resources by a gift of \$1,000,000, \$200,000 to be used in erecting and equipping a new laboratory, and \$800,000 to be reserved for endowment. The condition of this gift was that the immediate management of the educational and scientific work of the Medical Department be put in the hands of a Governing Board of seven members. The terms of Mr. Carnegie's proposition were promptly accepted, a Governing Board was appointed by the Board of Trust in June, 1913. This donation of Mr. Carnegie will ever remain the most significant fact of the history of the Medical Department, as it marked the beginning of its great development.

THE LITTERER LABORATORY.

Mr. William Litterer, a philanthropic capitalist of Nashville, has donated to the Medical Department the former medical building of the University of Nashville, to be devoted to a laboratory designed for bacteriological research. This building has been thoroughly renovated and specially fitted for the purposes for which it is designed.

ORGANIZATION.

The University is organized with seven distinct departments, as follows:

- I. THE COLLEGE OF ARTS AND SCIENCE, embracing
Philosophy, Science, and Literature.
- II. SCHOOL OF RELIGION.

- III. SCHOOL OF LAW.
- IV. SCHOOL OF MEDICINE.
- V. SCHOOL OF PHARMACY.
- VI. SCHOOL OF DENTISTRY.
- VII. SCHOOL OF ENGINEERING.

Each of these has its Faculty of Instruction, charged with its special management.

UNIVERSITY OR WEST CAMPUS.

The West Campus is in the western part of the City of Nashville. The grounds comprise seventy acres, and from their elevation, on a level with Capitol Hill, it affords fine views on every side, and furnishes the full conditions of health. The campus is lighted by electricity, and improved with drives and walks, and about a hundred and fifty varieties of shade trees.

On this campus are located about thirty buildings, devoted to the uses of the Academic, Biblical, Pharmaceutical, Law, and Engineering Schools.

SOUTH CAMPUS.

The buildings of the School of Medicine and School of Dentistry are situated on this campus comprising sixteen acres in South Nashville, now known as the South Campus. The buildings are grouped in this beautiful park, which is high and healthful, is covered with trees and bounded by four broad avenues. This campus is but two blocks from the Nashville City Hospital.

Central Hall is a beautiful stone building especially adapted for lectures and laboratory work. This building contains the heating plant which supplies heat to all of the buildings on the campus. It also contains the Chemical, Physiological, and Pharmaceutical Laboratories.

The other buildings comprise laboratories, lecture rooms, class rooms and demonstration rooms.

A commodious office and administration building is centrally located on the South Campus, and a book store, library, reading room, Y. M. C. A. rooms, recreation hall, and athletic field are also on the ground.

VANDERBILT HOSPITAL.

The Vanderbilt Hospital, accommodating 100 beds, all used for clinical purposes, sustained by the School of Medicine, is located on the corner of Fifth Avenue, South, and Elm Street, two blocks west of the South Campus. The first floor is used for the large outdoor clinic and dispensary. It is provided with an ample number of consulting and examining rooms and a large surgical amphitheatre with every convenience.

In connection with the outdoor clinic is provided a special clinical laboratory, in which students do the work under proper supervision.

THE GALLOWAY MEMORIAL HOSPITAL.

Vanderbilt University has given to the Board of Trustees of the Galloway Memorial Hospital a site for the institution on the southwest corner of the South Campus, consisting of three acres. This hospital is to be erected in units of the most modern construction and plan, and is to cost \$500,000 when complete. Work on the hospital has begun according to detail plans prepared by Messrs. Hannaford and Sons, who are the architects of the great New General Hospital of Cincinnati. The work of building one of the units is well under way.

The School of Medicine of Vanderbilt University will have the exclusive clinical privileges of this hospital when completed.

CITY HOSPITAL.

The City Hospital, located two blocks from the South Campus, with its 165 beds and large outdoor department, furnishes daily clinics and bedside instruction for the third and fourth-year classes.

Vanderbilt University, School of Medicine, has the privilege of clinical facilities of St. Thomas Hospital and the Woman's Hospital.

CALENDAR

SESSION 1918-19.

September 25-26—Examinations for advanced standing.
 September 27-28—Examinations for removal of conditions.
 September 30, Monday—Session begins.
 November 28, Thursday—Thanksgiving Day; a holiday.
 November 29 and 30—Holidays.
 December 21, Saturday—Christmas vacation to Thursday morning, January 2.

1919.

January 23, Thursday—Intermediate examinations begin.
 February 3, Monday—Second term begins.
 February 22, Saturday—Washington's Birthday; a holiday.
 May 27, Tuesday—Founder's Day.
 May 27—Contest for Founder's Medal at 8:00 p.m.
 May 28, Wednesday—Final examinations begin.
 June 8, Sunday—Commencement sermon.
 June 11, Wednesday—Commencement Day. Graduating exercises and commencement address, 10:00 a.m.

SPECIAL NOTICE—All candidates for the removal of conditions and for advanced standing must be present and ready on above dates. A fee of \$5.00 will be charged for each special examination. All students must be present and in attendance on October 10.

No student shall be permitted to enter the senior class with a condition.

Students in the lower classes who are conditioned on one or two subjects must stand the examination for the removal of conditions at the date specified in the catalogue. If they fail to take this examination, or if they are unsuccessful in passing it, they are required to take all of the conditioned subject or subjects over again, both didactic and laboratory.

ENTRANCE REQUIREMENTS.

For admission to the School of Medicine candidates must present evidence of completion of a standard four-year high school course, or its equivalent, plus two years' work in a recognized college or its equivalent, including the following prescribed subjects:

HIGH SCHOOL REQUIREMENT.

English	3 units*
Mathematics (Algebra and Geometry) ...	2 units
Foreign Languages (Ancient or Modern) .	2 units
American History and Civics	1 unit
Electives	7 units

THE COLLEGIATE REQUIREMENT.

Chemistry (1)	8 semester hours**
Physics (2)	8 semester hours
Biology (1)	8 semester hours
Modern foreign language (8)	6 or 12 semester hours
English	6 semester hours

- (1) Four of these eight semester hours in Chemistry and Biology, and in Physics two of the eight, must consist of laboratory work.
- (2) Six semester hours, if applicant has credit for one year of high school Physics.
- (3) This will require at least two years' work in the high school, followed by at least six hours' work in the same language in college, or two years' work (at least 12 hours) in college, if the language was not begun in the high school.

The remainder of the sixty semester hours is elective.

*—A unit is the credit value of at least 36 weeks' work of four or five recitation periods per week, each recitation period to be not less than forty minutes. In other words, a unit represents an hour's study in any subject in a secondary school constituting approximately a quarter of a full year's work. A satisfactory year's work in any subject cannot be accomplished, under ordinary circumstances, in less than 120 sixty-minute hours, or their equivalent.

**—A semester hour is the credit value of sixteen weeks' work, consisting of one lecture or recitation period per week, each period to be not less than fifty minutes net, and at least two hours of laboratory work to be considered as the equivalent of one lecture or recitation period.

~~No student will be admitted with pre-medical conditions.~~

All credentials must be passed upon by the General Committee on Credentials of the University and also by the State Board of Preliminary Examiners, and by the Dean of the School of Medicine.

THE PRE-MEDICAL COURSE.

This course will be given in the College of Arts and Science of the University, and students desiring informa-

OK
Electives
Required subjects
OK
OK
copy 11/10/10

tion concerning this course will write the Dean of that department.

ADVANCED STANDING.

A student who has attended one or more courses at a medical college, which is a member of the Association of American Medical Colleges, and which is rated in Class A, and, desiring to enter this institution, will be given credit, provided he presents a statement from the Dean of the college from which he desires to withdraw, certifying to his moral qualifications and to the exact work he has done in said college. No student will be admitted to advanced standing with more than one major and one minor condition.

No advanced standing is given to those having academic degrees, nor to graduates in Pharmacy or Dentistry.

GRADUATE WORK.

Graduates in Medicine may pursue advanced work upon paying a matriculation fee of \$5.00 and a hospital fee of \$5.00.

Laboratories are extra and will be charged at the rate of \$10.00 for any single laboratory and \$5.00 for each additional laboratory course.

EXAMINATIONS.

Each class will be examined on subjects as completed. A student falling below the required grade in any subject may be permitted to make up the deficiency at the beginning of the next session by satisfactorily passing a special examination in the subject in which he is deficient, provided his grade is over 55 per cent; otherwise, he will be required to repeat the work next year.

A student making a grade of less than 55 per cent at mid-session examinations on any subject not finished at that examination will be required to take that subject again the next year.

If a student fails to satisfactorily complete his work in three or more subjects in any year, he shall take the whole year's work over.

Any student whose grade falls below 55 per cent on any three subjects at mid-session examinations will be required to withdraw from school until the beginning of the next session.

Credit for a full course of instruction will not be given unless the student remains throughout the session and successfully passes all the examinations in the subjects required in the class for which he desires credit.

Examinations during the lecture hour may be held at any time, at the option of the professor.

A candidate for graduation failing to pass in not more than two subjects will be granted a second examination, provided the average grade of his first examination is not less than 65 per cent.

Those applying for advanced standing and for the removal of conditions, see Calendar for dates of examinations, page 12.

REQUIREMENTS FOR A DEGREE.

To be eligible for the degree of Doctor of Medicine, every candidate must fulfill the following conditions:

1. He must have attained the age of twenty-one years, and must sustain a good reputation for moral character.
2. He must have spent four years as a student in this department; or, if but one, two or three years in this institution, he must have pursued such studies, in some other recognized institution, as are considered by the faculty to be the equivalent of the remainder of the full term of study. The last year must have been in this institution.
3. He must have passed, to the satisfaction of the Faculty, all of the prescribed examinations of the course.

HONORS.

FOUNDER'S MEDAL.—This is the highest prize offered in each department of the University, and in the Medical Department it is awarded each year to the graduate who attains the highest average grade in the work of the fourth year of his medical course.

SCHOLARSHIPS.—To each student attaining the highest average grade in the first, second, and third years will be awarded a scholarship valued at fifty dollars, which will be credited on the tuition of the following year.

THE BEAUCHAMP SCHOLARSHIP.—(See Mental and Nervous Diseases.)

APPOINTMENTS.—Numerous appointments to internships are at the disposal of the Faculty each year, in hospitals throughout the country in addition to those in the Nashville City Hospital, the Vanderbilt Hospital, St. Thomas Hospital, Woman's Hospital, and St. Luke's Hospital, Jacksonville, Fla.

The appointments made this year are given on page 44.

FEES.

Tuition Fee for each year. This includes matriculation fee, professor's ticket, laboratory and demonstration fees....	\$ 150 00
Contingent fee, to cover breakage of apparatus and damage to buildings, which will be returned, less the charges, at close of session	5 00
Fee for anatomical material, per part.....	3 00
An Athletic fee of \$5.00 is required of all students matriculating on South Campus. Three dollars of this fee gives the student admission to all athletic contests on Dudley Field, which includes football, basketball, baseball, and track; the remaining \$2.00 extends to the student the privilege of shower baths, tennis courts, athletic field, recreation hall, and the Y. M. C. A. reading rooms on South Campus	5 00
Total ordinary fees for first, second and third-year students..	160 00
Graduation fee charged fourth-year students.....	25 00
Total ordinary fees fourth-year students	185 00
Board, room, and laundry, per month	\$20 30 00
Microscopes, see page 29. Instruments can be purchased on annual instalments as follows:	
Microscope—Price, \$67.50; four instalments at	16 85

No additional fee is required for City Hospital or Vanderbilt Hospital work. The graduation fee will be returned should the applicant fail to graduate. Students are required to pay one-half of their tuition at the beginning of the session and the other half on or before February 1st.

Graduation fees are due April 1st.

WITHDRAWALS.

Students withdrawing or receiving their dismissal from the department will not be entitled to any return of fees.

FACILITIES FOR INSTRUCTION.

As the laying of the proper foundation is an essential to the more advanced work in the study of medicine, ample provision is made to meet this demand in the complete equipment of the various laboratories, both with apparatus and material needed for thorough teaching.

These laboratories include those of Chemistry, Anatomy, Histology, Physiology, Pharmacology, Pathology, Bacteriology, and Clinical Microscopy. For the amplification of the course in each of these, see the extended description of the work in each of these departments.

Clinical instruction, which forms a most important feature of the course, is provided for by the advantages of the City Hospital and the Vanderbilt Hospital, as well as the outdoor Clinic and Dispensary.

Medical and surgical clinics and bedside instruction are held daily in both of the hospitals, and the outdoor Clinic and Dispensary furnishes ample material, which is used for practical instruction to sections of the classes where under the supervision of instructors each student is taught how to investigate, record, diagnose, and treat patients according to approved clinical and laboratory methods. To advanced students certain cases medical, surgical and obstetrical are assigned for home treatment, under the direction of instructors.

Each senior student serves as surgical dresser and clinical clerk in the Vanderbilt Hospital. The duties of these positions include the examination of blood, urine, sputum, and such other clinical and laboratory work as individual cases may demand or the clinician may require for a thorough study of the condition presenting. They are also taught how to administer anæsthetics, both local and general, and opportunity is offered from time to time, in the clinics, for practical experience in acquiring skill in this most essential factor in the art of surgery.

VANDERBILT MEDICAL LIBRARY.

One of the recent additions is the unusually complete medical library which was donated to the University by the Nashville Academy of Medicine. The library is located

on the South Campus and is open to the students of all classes and the profession of the city daily, and contains more than six thousand five hundred volumes, numerous pamphlets and complete files of all the leading American and foreign periodicals.

In addition to this, students will be allowed to call on the Surgeon General's Library of Washington, D. C., for special information.

HOSPITALS.

The hospital facilities embrace the clinical material furnished by the Vanderbilt Hospital, the City Hospital, the Central Hospital for the Insane, the Davidson County Tuberculosis Hospital, the Davidson County Isolation Hospital, St. Thomas Hospital and the Woman's Hospital, giving ample opportunity to students of the third and fourth-year classes in ward class work and in the outdoor departments. Upon the completion of the Galloway Memorial Hospital, its clinical facilities will also be under the control of this department.

STUDENT ORGANIZATIONS.

VANDERBILT Y. M. C. A.

The Vanderbilt Young Men's Christian Association is now the best known and well recognized organization in the student life on South Campus. It has the largest and most representative membership of any student organization in the University. The aim of this Association is to serve each student to the utmost by affording him wholesome companionship, by providing opportunities for making friends of those whose ideals in life are inspired by the Christian spirit, and by cooperating through each faculty in maintaining a sane, vigorous interest in all the worthy activities of the student and in the life of the University itself. The Y. M. C. A. is interdenominational in character, evangelistic in practice, missionary in spirit, and Christian in purpose. The Vanderbilt Association is a member of the International Organization of North America, and is affiliated with the World's Student Chris-

tian Federation, and with the Student Volunteer Movement.

The following are some of the Association activities on South Campus. A student reading and rest room with the best medical and literary magazines is provided, and is open to all the college students; shower baths, tennis, and all other forms of athletics, such as basket, base and football, are provided for the physical development of those who desire it.

Bible, Mission and Social study classes are organized by and for the students, for the purpose of study, inspiration and practice. The religious meetings are conducted on Sunday at 2 P.M., in College Hall. Prominent and well known speakers from the city and faculty of the University are invited to deliver lectures upon interesting problems, as have to do with social, moral, scientific and religious questions of society. These meetings have proven most helpful to the student life on South Campus.

Membership in the Association is purely voluntary, and the work is supported by voluntary contributions from its members, from members of the Vanderbilt faculty and friends of the Alumni.

The Ladies' Auxiliary of the Association was organized by some of the most prominent ladies in the college community, to further serve the needs of the Association, and provide social entertainment for the students of the University.

STUDENTS' MEDICAL SOCIETY.

One of the most effective organizations in the School of Medicine is the Students' Medical Society. Its objects are to cultivate a greater fellowship among the students of this Department, to inspire a deeper interest in medical literature and research, and to train men to prepare and deliver papers on scientific subjects,—in brief, to give its members a training which can be calculated to insure them a maximum of power and usefulness in their professional life. Membership is open to any student of the School of Medicine, and the present mem-

bership includes a large number of the strongest men in the University.

The Society has at its disposal two Faculty Prizes,— a first prize of one-half credit on a \$70.00 microscope or books to the value of \$35.00; a second prize to consist of any three standard volumes to be selected by the winner from the University Book Store. Competition for the above prizes is open to every member of the Society, each member having the privilege of submitting one paper during each year, and writing upon any subject that may appeal to him.

ATHLETICS.

While the Gymnasium and Athletic Field of the West Campus are open to all students of the University, special provision has been made on the South Campus for the students of the Medical and Dental Schools.

The athletic equipment includes a large recreation ground for all kinds of outdoor sports and a commodious building supplied with baths, barber shop, etc.

HOMES FOR STUDENTS.

Students are allowed to select their own homes in families approved by the faculty. There are good boarding houses near the South Campus. Students so desiring can live in the dormitories of the University on West Campus.

COURSE OF STUDY.

The course of study extends through four regular sessions, each being eight and one-half months in length.

The session is divided into two terms. The first beginning with the college year and the second beginning February 3, 1919.

For detailed information concerning courses of study for each year see schedules, pages 41, 42, 43.

METHODS OF INSTRUCTION.

The rapid progress of medicine and the general de-

mand for higher medical attainments have wrought a marked change in the methods of instruction.

No course of instruction by didactic lectures, however learned, can take the place of laboratory training and clinical experience at the bedside, where students are brought into close personal relation with each professor and instructor, thereby inciting them to active personal work and a higher degree of proficiency. Class-room recitations are held daily, and, together with laboratory and clinical work, will largely replace didactic lectures, though such lectures are retained as best in some courses, and as essential, to some degree, in all.

Instruction in post-mortem examination is given to the third and fourth-year classes, as a part of the course in pathology. The advantages offered for clinical instruction, which is such an important feature in the course, are excellent, both at the large City Hospital and at the Vanderbilt Hospital, Clinic and Dispensary.

Daily clinics, both medical and surgical, are held at each hospital. In addition to this clinical instruction, each advanced student is required to examine and treat all kinds of diseases under the personal supervision of the professor or his assistant.

Advanced students also have cases from the medical, surgical, and obstetrical clinics assigned to their care for home treatment, under the direction of instructors.

The fourth-year students are assigned the care of outdoor maternity cases, when two students have complete charge under the direction of the professor.

SURGERY AND CLINICAL SURGERY.

Professors: DRS. EVE, MCGANNON, W. A. BRYAN and HAGGARD.

Associate Professor: DR. EVE, JR.

Lecturer on Orthopedic Surgery: DR. NICHOL.

Lecturer on Rectal Surgery: _____

Assistants: DR. FLOYD and DR. GRIZZARD.

Anæsthetists: DR. MARR, DR. REYNOLDS.

The University has seen fit to separate the chair in such a manner as to give every advantage to both the

junior and senior students. The course embraces general surgery in its entirety and is so divided that the junior students are drilled in the principles of surgery; and the senior students are drilled in the practice of surgery, including bedside work in small sections where, under the supervision of the professor or his assistant, they are required to take histories, examine patients, make diagnoses, etc. The Vanderbilt Hospital furnishes an abundance of material upon which to demonstrate anæsthesia, the application of surgical dressings and the management of emergency surgical cases. Especial attention to the preparation of third-year students for a larger comprehension of this department is begun early in their course and such subjects as surgical pathology with demonstration of pathological material; surgical technique; surgical materials; case taking, etc., are duly stressed in the beginning of the term, while in the latter half they are given surgical anatomy contemporaneously with a comprehensive course on the various surgical diseases. The junior students are required to attend all general clinics in this department and the course is so arranged that special clinics to junior students illustrating the subject under consideration are held at frequent intervals throughout the year.

The work in the fourth year is entirely practical, beginning with laboratory work.

A thorough course in operative surgery upon the cadaver is given, in which the student is required to perform ligations, amputations, etc., with a comprehensive course of surgery of special organs. The importance of fractures, dislocations and head surgery will be given the time the subjects demand.

The members of this class are required to examine patients, both in the hospital and dispensary, to administer anæsthetics under the guidance of a trained anæsthetist; to assist in minor and major surgical operations performed in general or special clinics; to follow the after treatment of operated cases and serve the allotted time as internes in the Vanderbilt Hospital.

The professors or their assistants will frequently demonstrate the rarer operations upon the lower animals.

The course in Orthopedic Surgery is given to both third and fourth-year students.

To the third-year students thirty-two hours are devoted to recitations and clinical demonstrations.

The fourth-year work is entirely clinical and consists of several operative clinics a week.

PRINCIPLES AND PRACTICE OF MEDICINE AND CLINICAL MEDICINE.

Professor: J. A. WITHERSPOON.

Associate Professor: W. A. OUGHTERSON.

Assistant Professor: JACK WITHERSPOON.

Assistants: W. E. REYNOLDS, L. J. CALDWELL, C. W. HARVEY, S. T. ROSS.

Instruction in internal medicine extends over three years, and an effort is made to maintain a proper balance between didactic and clinical work. The constant use of standard textbooks is insisted on, and students are taught the art of special study of monographs and extensive treatises. The established facts of medicine, both scientific and practical, are thoroughly drilled into the student, and he is encouraged to have an open mind towards unsettled problems, and the nature of these problems is plainly stated to him.

SOPHOMORE YEAR.—Five hours a week for four weeks. This course is devoted almost entirely to Normal Physical Diagnosis. It is both didactic and clinical. Students are required to pass examinations on this course.

JUNIOR YEAR.—The systematic study of internal medicine is taken up in this year, and consists of three hours a week of class-room work to the entire class. This is almost altogether didactic, and covers approximately half the subjects to be taught, including the acute infectious diseases and diseases of the respiratory system. Definite lessons are assigned in Osler's Practice of Medicine, and quizzes on same are held at each hour. About

one-third of the hour is devoted to lecturing on such points as seem to need special elucidation. Four clinics a week are conducted for the entire class.

The various instructors and assistants conduct section work in the outdoor department and wards of the City Hospital, chiefly in the wards. The sections are composed of about ten men each and the work is entirely practical. Students are required to take histories, make physical examinations and such laboratory examinations as their instruction in other departments warrants. As Bacteriology and Hematology are taught in the first and second years, their practical application is required in the ward and dispensary sections. Each student has about twelve weeks of this work—one hour and a half every afternoon. Cases are worked up in the wards and used in the amphitheatre clinics.

A systematic course in Physical Diagnosis is conducted, using Cabot as a textbook. Lessons are assigned and recitations conducted, but the bulk of the instruction is practical—in the wards of the City Hospital. This course involves two hours a week for the entire year.

Altogether the Junior student has about eleven hours a week in Internal Medicine, two-thirds of which is practical.

MEDICINE—JUNIOR YEAR.

Didactic: Three hours a week to the entire class.

Clinical: (1) Systematic study of Physical Diagnosis—chiefly clinical and in sections (wards of Vanderbilt Hospital).

(2) Outdoor Department and Wards City Hospital: Sections of Ten, eight hours a week for twelve weeks.

(3) Clinical Amphitheatre of City Hospital and College Hospital: In sections of half the class, three hours a week each section.

Students are graded throughout the year on all work, class-room, dispensary and bedside, and these grades count in the year's standing. At the close of the year every student is required to undergo at the bedside a rigid examination in clinical methods.

SENIOR YEAR.

Instruction in internal medicine in the Senior year is largely clinical. Dr. Witherspoon gives one didactic lecture each week, taking up such subjects as are not taught in the third year, including chiefly the diseases of the stomach and bowel, cardio-vascular system, focal infections, kidneys, etc. A part of this time is devoted to quizzing on the subject matter of previous lectures. It is the policy to have fewer didactic lectures and Drs. Bryan and Oughterson will meet the students three times a week for classroom work where lessons are assigned in standard textbooks and students quizzed and graded, these daily grades counting at the end of the term in determining the student's standing.

Dr. Witherspoon also conducts two clinics a week to entire class. For these clinics special cases are selected each week and the class divided into sections of five, who take the history, make all physical and laboratory examinations together with their diagnosis and suggested treatment, and present the cases to the class one week later in the Professor's presence. These five students are then quizzed by the student body and Professor, who then sums up the case and outlines the treatment based on this report and his examination of the patient. Similar clinics are also conducted three times a week by the Associate Professors of Medicine. Many clinical cases are brought before the class from time to time and their progress observed by the student body, thus giving them an opportunity to note the value of treatment and the general progress of the case studied by them. These clinics are held in both the Outdoor Dispensary and Vanderbilt Hospital to one-half of the class each week. In addition to these clinics there is section work in the wards of the Vanderbilt Hospital and City Hospital four hours a week throughout the year. For this work, classes are divided into small sections and the work will be conducted at the bedside by the various members of this department. Section work is also done in the College Dispensary five hours a week for part of the year under supervision of Dr. Jack Witherspoon. In connection with the Outdoor

Dispensary there is a well-equipped clinical laboratory where students do the necessary laboratory work for the outdoor patients under an instructor. This work in the laboratory, together with writing of histories and strictly bedside instruction under the supervision of the teacher, is insisted upon, believing that the combined methods of examination are essential to their knowledge of diagnosis and treatment.

Each Senior student will receive about twelve hours a week in internal medicine.

DISEASES OF THE EYE, EAR, NOSE AND THROAT.

Professors: DR. PRICE and DR. WOOD.

Instructor: DR. MOORE.

Assistants: DR. MOORE, DR. FREY, DR. P'POOL.

The Junior students receive instruction in diseases of the ear, nose and throat, and the Senior students instruction in diseases of the eye.

To the Juniors are given two lectures each week during the second semester, and one clinic each week during the entire session. In the lectures all the more common diseases of the ear, nose and throat are explained, and in the clinics the methods of diagnosis and treatment are carefully and fully demonstrated. As the clinical material is abundant, small sections of the class have shown to them the details of the various operations performed upon these organs. The class is divided into sections, each section serving its time in the Outdoor Dispensary at the Vanderbilt Hospital where the students are taught the use of instrumental methods of examination and are required to make under the supervision of the demonstrator, a diagnosis and to outline the treatment of these diseases. Review quizzes are held at frequent intervals to clear up points of doubt in the mind of the student and the course is concluded with the final examination.

To the Senior class are given two lectures each week on the anatomy, physiology, methods of examination, and diseases of the eye for one-half year. In this course emphasis is laid upon those diseases most frequently com-

ing under the observation and care of the general practitioner. In this department one clinic is held at the hospital each week before one section of the class. In the Outdoor Department of the Vanderbilt Hospital each student is taught the use of instrumental methods of examination and is required to make diagnoses, the object being to give the student a practical working knowledge of this subject.

The objects aimed at in this department are to prepare physicians to diagnose and treat the more common diseases of these organs, and also to be able to recognize conditions dependent upon constitutional disorders.

OBSTETRICS.

Professors: DR. ALTMAN, DR. TUCKER, and DR. HOLLABAUGH.

Instruction in Obstetrics is given to the third-year and fourth-year students.

THIRD YEAR: PROFESSOR, DR. HOLLABAUGH. Thirty-two hours.

It embraces lectures, recitations, demonstrations by wall plates, charts, and the manikin, and includes a certain amount of Embryology, together with Obstetric Anatomy and Physiology, the diagnosis, mechanism and management of normal labor and the normal puerperium.

FOURTH YEAR: PROFESSORS, DR. ALTMAN and DR. TUCKER.

Sixty-four hours, bedside clinic and bedside work.

This class is taught by lectures, recitations, manikins, and bedside work, and includes the pathology of pregnancy, labor, and the puerperium, obstetric surgery as well as fetal pathology.

In addition to the clinical advantages furnished in the City Hospital, bedside instruction is given in the Vanderbilt Hospital, where pelvimetry and the ante-partum examinations are given in sections. Especial attention is given to the large outdoor clinic where students are assigned to cases under the supervision of the professor

or assistants and a trained nurse. In this way each member of the class will have an opportunity of acquiring practical experience in obstetric work.

GYNECOLOGY.

Assistant Professor: DR. GALLAGHER.

Assistant Professor: DR. COWDEN.

The instruction in this course is taken up during the third and fourth years. Didactic lectures to the third-year students are given two hours a week during the second term, on the anatomy of the female genital organs and of the pelvic floor. The disorders of menstruation and inflammatory disorders of the uterus and appendages are also covered. During the fourth year the work is nearly all practical. Two didactic hours per week are given during the first term, taking up diseases of the breast, uterine and ovarian tumors, cancer, extra uterine pregnancy and lacerations of the pelvic floor and cervix.

The Senior and Junior classes in sections are placed in the Out-Patient departments and wards of the City and Vanderbilt Hospitals, and practical instruction is given them by Dr. Gallagher. In this way each student is afforded ample opportunity for the examination of the female, the use of the various examining instruments and pessaries. Once a week three students are required to assist the operator in the various gynecological operations. The various gynecological operations on the cadaver are given to the sections of the Senior class.

BACTERIOLOGY.

Professor: DR. LITTERER.

Assistant: _____

For instruction in Bacteriology the laboratory is supplied with all the necessary apparatus for a comprehensive course in this subject. The student is individually taught the different processes of media making and of bacteriological technique, besides mounting and studying specimens of the various pathogenic micro-organisms. As

full an assortment of the various bacteria as can be conveniently maintained is kept constantly on hand. Every facility is afforded in this department for original work. For illustrating the above courses, an electric lantern with microscopic projection apparatus is used.

POST-GRADUATE COURSES.—The laboratory, having a most complete outfit of all the necessary apparatus, is especially adapted for post-graduate instruction, as well as for the instruction of students who desire to take a special course in laboratory research. Post-graduates desiring to avail themselves of modern methods of microscopic diagnosis will find every facility extended for pursuing their studies. The laboratory is open for instruction at least six hours each day, and the professor or his assistants will be available at such hours as do not conflict with special clinical or other post-graduate work.

MICROSCOPES.—Each new student will be required to have his own microscope. To meet this requirement arrangements have been made to sell high-grade instruments to students upon the instalment plan as outlined under the head of fees. The great advantage of this arrangement is that each student will have at the close of his college career a microscope of his own, with which he is familiar and which has been purchased on the most economical plan.

MENTAL AND NERVOUS DISEASES.

Professor: DR. CROCKETT.

Instruction in Neurology extends over the third and fourth years.

THIRD YEAR.

Before the diseases of the nervous system are taken up, the student is carefully reviewed in the practical anatomy and physiology of the brain and cord. Special attention is then given to explaining the symptoms that arise in the course of development of diseases. Then the definite diseases are taken up in detail.

The Beauchamp Scholarship, founded by Mrs. John A. Beauchamp in memory of her husband, who was for many

years the Superintendent of the Central Hospital for the Insane, at Nashville, will be awarded to the student showing the greatest progress in this department and being otherwise worthy and deserving.

Lectures and Quizzes. Two hours a week throughout the year.

Clinic: An hour a week throughout the year. At the clinic hour special attention is paid to a systematic examination of the patients by the class.

FOURTH YEAR.

One-hour clinic throughout the year.

Members of the fourth-year class are taken in sections to the Central Hospital for the Insane, where abundant material is available for the study of mental diseases.

PHYSIOLOGY AND PHARMACOLOGY.

Professor: DR. HAMBLETON.

Instructor: DR. BYRD.

Twenty-four hours a week for twelve weeks. Total 288 hours.

The instruction in Physiology embraces systematic courses of lectures, practical laboratory work by the students, demonstrations and conferences given in the second year. The students before entering upon their work in this department have been trained in Normal Histology, Anatomy, Organic Chemistry and Physiological Chemistry. The didactic and experimental courses are taken up in the same general order so that the theoretical and practical work may supplement each other. Especial stress, however, is laid upon the practical work done in the laboratory by the student himself, so that he may become acquainted with the subject by actual observation. The course is arranged for the student of medicine, and where possible, reference is made to the application of physiology to medical and surgical practice. The first few sessions of the class are devoted to the study of the general properties of protoplasm, and a review of those portions of electricity which are of importance to the medical student.

The Physiology of Muscle and Nerve, Blood, Circulation, Respiration, Secretion, Digestion and Excretion, Metabolism, Internal Secretions, Bodily Temperature and the Central Nervous System are then systematically studied in the order given. In the laboratory the necessary experiments are conducted upon the lower animals, mammals under anæsthesia, or on man, the class being divided into groups of two or four students each. A full equipment of the necessary apparatus is supplied to each group. Each student is required to keep a detailed record of the observations made, including tracings. At special conferences of the class held throughout the course the work done by each group is reported and the findings of the various groups are compared and discussed. Some of the more complicated experiments are given as demonstrations.

PHARMACOLOGY.

Fifteen hours per week for eight weeks. Total 120 hours.

The course in Pharmacology, given during the second year, consists of a systematic laboratory course supplemented by informal lectures and recitations. Experiments on cold-blooded and warm-blooded animals illustrating the actions of drugs and the methods of pharmacological experimentation, are performed by the students working in groups of two to four. The results are systematized in conferences and quizzes, following the laboratory period.

CHEMISTRY.

Acting Professor: DR. LEARY.

Assistant: MR. McVEY.

Instruction in Chemistry is given by lectures, fully illustrated by experiments, recitations, and thorough laboratory work. It consists of a general course of organic and physiological Chemistry, with special reference to medicine. In the first term, thirty-two lectures and recitations are given in organic Chemistry, and ninety-six hours are given in experiments and analysis and prepara-

tion of organic compounds. In the second term thirty-two lectures are given in physiological Chemistry and ninety-six hours' laboratory work, devoted to the study and analysis of physiological products. Each student has a laboratory desk assigned him, in which he keeps his apparatus under lock and key during the entire session. The chemical laboratories are equipped with all the apparatus necessary for the prosecution of the most thorough and advanced work in medical Chemistry.

.DERMATOLOGY AND ELECTRO-THERAPEUTICS.

Professor: DR. J. M. KING.

The course in Dermatology embraces a review of the histology and the pathology of the skin, also instruction in the special therapeutics and pharmacy on the subject, an effort being made to establish sound principles for the treatment of diseases of the skin. The diseases are taught by clinics and lectures, supplemented with charts and models, stress being laid upon clinical teaching.

The course in Electro-Therapeutics is given by lectures and demonstrations. The fundamentals of electricity are reviewed, the physiological effects of the different currents discussed, and the methods of use and application demonstrated. The X-Ray is thoroughly presented.

APPLIED ANATOMY.

Professor: DR. CALDWELL.

Two hours a week for half the session to Junior students by Dr. Caldwell. A systematic study of the normal, living body will be taken up. This course will include regional, relational, and surface anatomy, the living model being constantly used for study and demonstration. All class work is carefully graded.

PATHOLOGY.

Professor: DR. TERRY.

Instructor: DR. ROSSEN.

Technician: MISS MARJORIE CLAPP.

The regular course in Pathology will begin January 1st and end April 1st. The course is subdivided as follows:

Recitations and Laboratory Work.—Instruction includes recitations, demonstrations and work in the laboratory. The students are assigned a subject for study and the following morning during the conference the subject is reviewed in detail, the students being required to explain the processes involved and the results which may be expected to ensue. Every effort is made to get the student to read the original articles referred to in the course of the work, and he is made to feel that a knowledge of medical literature is an important part of his training. The recitations will be associated with a study of the gross and histological characters of the lesions concerned, and, when possible, will be illustrated by means of specimens and experiments. Emphasis is laid upon the etiology of diseases and the reactions of the body to injuries of different kinds.

The laboratory work will be from 9:15 a.m. to 12 p.m., daily. Pathological Histology will be studied by means of well-prepared loan sections, and the important points in each section will be demonstrated by means of lantern slides. About three hundred sections are lent to each student. Not only must the student study these sections, but he is also required to diagnose, draw and write full descriptions of them. The slides illustrate the subject studied in the conference of the same day. When practicable, animal experiments are shown. In addition the student will study fresh tissues obtained from autopsies. A written and practical examination is given each Saturday. The written examination deals with the subjects already studied during the course. The practical examination at first consists of passing on the regular class slides, later the slides will be obtained from surgical and autopsy material.

Autopsies.—During his third year each student will perform autopsies under the direction of members of the department. The student who performs the autopsies will also make a microscopic study of the tissues re-

moved, and write a report which will give in detail the gross and microscopic findings. The necessary bacteriological work of the autopsies will also be done by these students. Fourth-year students will assist in the autopsies on their cases.

Surgical Pathology.—Surgical material from the University Hospital and City Hospital is used for teaching purposes. The Fourth-year students will be required to write a description of the gross and microscopic findings of tissues which have been removed by operation from cases in their care. This work is done under the supervision of members of the staff and the reports are filed with the case histories of the patients.

Advanced Work and Research.—Those students who have had the training necessary for advanced work will be encouraged to undertake special study of problems in histological and experimental pathology. The laboratories are provided with the apparatus usually employed in such investigations.

CLINICAL MICROSCOPY.

Professor: DR. TERRY.

Instructor: DR. ROSSEN.

Sophomore year.

Clinical Microscopy is given during the afternoons of April and May. The course consists of two recitations and thorough laboratory training in the chemical, microscopical, and bacteriological examinations of blood, urine, feces, sputum, gastric contents, exudates, secretions, etc.

Senior year.

The laboratory work will be entirely practical. The students will be required to make complete laboratory examinations on patients in Out-Patient department. The diagnostic value of the tests will be emphasized.

ANATOMY.

Professor of Anatomy: R. M. STRONG, A.M., Ph.D.

Assistant Professor of Microscopic Anatomy: HAROLD CUMMINS, A.B.

Assistants in Anatomy: CHAS. G. DUNCAN, A.B., HOLLIS E. JOHNSON, S. ROSENTHAL.

Assistant in Histology: S. L. CLARK.

Technician: MISS WINNIE DAVID.

The instruction in gross human anatomy is so arranged that the required work in this subject for the degree of Doctor of Medicine may be completed during the forenoons of the first five months of the medical course. A systematic study of the gross structure of the entire body is provided for in Courses 1, 2, 3, and 4. The work in Histology, Embryology and Nervous Anatomy required for the degree of Doctor of Medicine is completed during the afternoons of the same first five months (Courses 6 and 7).

Course 5, supplementary to the above courses, is offered in the afternoons during the first three months of the second year. This includes especially a study of regional and topographical anatomy, in which emphasis is laid on those features of anatomy having direct application to the practice of medicine and surgery.

Course 8, designed for those who desire a training in the technical methods of microscopic anatomy, is offered during the college year.

COURSES.

- I. *Anatomy of the Extremities.* The first seven weeks of the first year. Dr. Strong and assistants.

During this course the student makes a complete dissection of the arm and leg, together with the structures by which they are attached to the trunk. By dissecting the extremities in the same period the morphological analogies between the two are emphasized. During the period the bony framework of the parts is studied.

- II. *Anatomy of the Abdomen and Pelvis.* The second seven weeks of the first year.

During this course, in addition to a complete study of the abdominal viscera and genito-urinary organs, the student dissects the abdominal walls, the muscles of the back and the spinal cord. During the same time the bony framework of the trunk and pelvis is studied.

- III. *Anatomy of the Head, Neck and Thorax.* Given in sequence to Course II during a period of eight weeks.

During the course the student dissects the thoracic wall and viscera, the neck and the entire head with the exception of the brain, which is dissected in Course VII. During the process of the dissection the student is expected to familiarize himself with the anatomy of the bones of the skull.

- IV. *Conferences in Anatomy.* Daily during the first five months. Dr. Strong and assistants.

These are held in conjunction with Courses 1, 2, and 3. They consist of reviews of the more important features of the dissections, and a consideration of the significance of the structures exposed. Some are held at the individual tables, others with the class as a whole.

- V. *Regional and Topographical Anatomy.* Given during the afternoons of the first twelve weeks of the second year. Mr. Duncan and Mr. Johnson.

This course follows those on gross and microscopic anatomy. It is designed to cover those features in anatomy that have a direct application to the practice of medicine and surgery. It embraces bony landmarks, the surface outlines of organs and the location of various nerves and arteries; the distribution of lymphatic vessels and glands; the special anatomy of the joints; the character of synovial membranes, sheaths and bursae; fascial compartments; the position and relation of the abdominal and thoracic viscera with regard to diagnostic procedures; and attention is also given to special points in the anatomy of the head. The instruction consists of laboratory work, demonstrations and quizzes, using sections and special dissections.

- VI. *Embryology, Histogenesis, General Histology, and Organology.* Afternoons daily to March 1st, during the first year. Assistant Professor Cummins and assistant.

This course consists of lectures, recitations and laboratory work. Each portion of the work, as taken up from day to day, is introduced by a general discussion, illustrated by blackboard drawings, and as far as possible by the demonstration of microscopic sections. Conferences and recitations are held during the laboratory period. It

is the aim throughout the course to interpret the adult structure of the elementary tissues and organs from a consideration of their development and histogenesis. The following general plan is followed:

A. *General Embryology, Histogenesis and Structure of the Elementary Tissues.* Assistant Professor Cummins and assistant.

The course begins with the study of the cell, cell division, and maturation and fertilization of the germ cells. This is followed by a consideration of segmentation and the formation of the germ layers. Development is followed to the anlagen of the various tissues and organs, emphasis being placed on their derivation. The course concludes with a consideration of the histogenesis and structure of the elementary tissues.

b. *Organology.* Assistant Professor Cummins and assistant.

During this period are considered the various organs exclusive of the central nervous system and the organs of special senses. The study of the adult structure of each organ is preceded by a consideration of its development and histogenesis.

VII. *Gross and Minute Anatomy of the Central Nervous System and Organs of Special Senses.* Assistant Professor Cummins and assistant

This course includes a consideration of the development of the nervous system and sense organs, and is illustrated by charts, models and demonstrations of serial sections. A study is made of the minute anatomy of the special sense organs, which is followed by a dissection of the human brain and a study of prepared sections, both macroscopic and microscopic, of the brain, brain stem and spinal cord. Especial attention is paid to the fiber tracts.

VIII. *Histological Technique.* Time to be arranged. Assistant Professor Cummins.

A limited number of students will be permitted to secure training in the technical methods of normal and pathological histology. Students of any class will be admitted, provided their schedules are so arranged as to offer adequate time in the laboratory. The course is recommended to those who contemplate advanced study in anatomy or pathology, and will be of value to any who are

to engage in general laboratory work. The work will be largely practical; it will include every stage in the preparation of material for microscopic study from the autopsy to the completed mount. Emphasis will be placed on the more common methods, but special methods will be added in accordance with individual needs. Details can be obtained on consultation with the instructor.

VENEREAL DISEASES AND GENITO-URINARY SURGERY.

Professor: DR. BROMBERG.

Assistant: DR. MORRISSEY.

VENEREAL DISEASES.

A complete and thorough course in venereal diseases will be given to the third-year class, comprising one lecture and a clinic each week.

In addition to this, the third and fourth-year classes are divided into small sections, and given instruction in the outdoor department of the Vanderbilt Hospital.

GENITO-URINARY SURGERY.

The professor in this course of instruction will go into every detail calculated to lay a thorough foundation for this important subject. To this end the uses of the endoscope, cystoscope and other diagnostic instruments will be shown upon living subjects; and every variety of clinics, exhibiting the various forms of bladder and kidney diseases, will be presented for inspection, diagnosis and treatment by the student.

Ample opportunity will be given to familiarize each student with the use of the cystoscope by demonstration upon the phantom bladder, also affording opportunity and practice in ureteral catheterization.

THERAPEUTICS.

Acting Professor: DR. KELLER.

Therapeutics will be given in the second year. The course embraces general therapeutics, modes of adminis-

tering drugs, the physiological action and therapeutic uses of individual drugs and their application to the treatment of diseases.

Other remedial agencies receive consideration during the course.

DISEASES OF CHILDREN.

Professor: DR. WILSON.

Assistant: DR. PERRY.

Instruction in the diseases of infancy and childhood is given in the fourth year.

FIRST TERM.

Senior students receive instruction on the special physiological peculiarities of infants, their nutritional demands and diseases of the new born. Then is taken up in detail the problems of infant feeding, the digestive diseases of infancy, and such disturbances in nutrition as rickets, marasmus, etc.

SECOND TERM.

Lectures and quizzes on exanthemata, diphtheria and whooping cough. Two hours a week, lectures and one clinic throughout the year. DR. WILSON.

A special feature of the fourth-year work is practical instruction in intubation on the cadaver.

Fourth-year students also have clinical instruction in the dispensary and wards by Dr. Perry and the instructors associated with the Department of Medicine.

PREVENTIVE MEDICINE AND HYGIENE.

Professor: DR. HIBBETT.

A thorough course of lectures on hygiene and sanitary science is delivered to the Senior class. The course is illustrated by diagrams and drawings.

MEDICAL JURISPRUDENCE.

Lecturer: MR. LEFTWICH.

Forensic medicine is taught by a course of lectures and recitations to the Junior class.

ANAESTHETICS.

Instructors: DR. MARR, DR. REYNOLDS.

A full course of instruction in the nature and use of anæsthetics and practice in administering them will be given to each student in the fourth-year class,

MATERIA MEDICA AND PHARMACY.


Instructor: DR. BYRD.

The course of instruction in this department will consist of a thorough course of lectures combined with class recitations, covering all of the medicines and preparations which are recognized by the U. S. Pharmacopœia and National Formulary as well as those of value found in the leading dispensaries.


Combined with the course in Materia Medica will be given a comprehensive course in Pharmacognosy, and the student will have an opportunity to familiarize himself with the physical and chemical properties of the drugs which he studies, as well as their medicinal properties.

The newer remedies that have been proven of value and recognized by the medical profession, though they are not discussed in the pharmacopœia, will be taught, so that the medical student may learn to use drugs of value without the aid of the oft-misleading literature of aggressive and unscrupulous drug manufacturers.

The course of study in Pharmacy will be a combined lecture and laboratory course, and will include thorough instruction in prescription writing, incompatibles, and proper methods for preparing and combining medicines.



VANDERBILT UNIVERSITY HOSPITAL AND CLINIC.



CENTRAL HALL, SOUTH CAMPUS.

SCHEDULE

FIRST YEAR, 1917-1918

	Oct.	Nov.	Dec.	Jan.	Feb.	Mar.	Apr.	May
8:15 9:15 10:15 11:15 12:15	ANATOMY GROSS					Organic and Physiological Chemistry		
1:30 2:30 3:30 4:30 5:00	MICROSCOPIC ANATOMY					Bacteriology and Hygiene		
SECOND YEAR, 1917-1918								
	Oct.	Nov.	Dec.	Jan.	Feb.	Mar.	Apr.	May
8:15 9:15 10:15 11:15 12:15	PHYSIOLOGY			PATHOLOGY			Therapeutics Materia Medica Pharmacy	
1:30 2:30 3:30 4:30 5:00	TOPOGRAPHIC AND APPLIED ANATOMY			PHARMACOLOGY			Therap- eutics, Surgical Technique Physiocal Diagnosis	
	TOPOGRAPHIC AND APPLIED ANATOMY			PHARMACOLOGY			CLINICAL MICROSCOPY	

Meeting of student body once a month in Room N. Date and time of meeting will be placed on bulletin board.

Schedule of Lectures, Clinical Laboratory and Class Work—Third Year, 1917-1918

	Monday	Tuesday	Wednesday	Thursday	Friday	Saturday
8:15	G Surgical Anatomy	G Practical Therapeutics Surgical Anatomy*	G Venereal Diseases Gynecology*	G Venereal Diseases Gynecology*	G Orthopedics Ear, Nose and Throat*	G Orthopedics Ear, Nose and Throat*
9:15	G Medicine	G Genito-Urinary Medical Jurisprudence*	V. H. Physical Diagnosis	G Genito-Urinary Medical Jurisprudence*	G Medicine	G Obstetrics Proctology*
10:15	G Nervous and Mental Diseases	G Principles of Surgery	G Nervous and Mental Diseases	G Dermatology	G Practical Therapeutics Obstetrics*	G Principles of Surgery
11:30 to 1 p.m.	Clinic Medicine Vanderbilt Hospital	Clinic Medicine Vanderbilt Hospital	Clinic Medicine Vanderbilt Hospital	Vanderbilt Hospital Physical Diagnosis	Clinic Neurology and Medicine Vanderbilt Hospital	Vanderbilt Hospital Medicine

Clinical Program—City Hospital

	Genitology	Genito-Urinary Venereal	Surgery
2 p.m. to 4 p.m. ½ Class	Eye, Ear, Nose and Throat	Genito-Urinary Venereal	Surgery

½ Class Out-Patient Department Medicine—Vanderbilt Hospital
 ½ Class Beside Work—Medicine—Vanderbilt Hospital
 *SECOND TERM.
 Meeting of student body once a month in Room N. Date and time of meeting will be placed on bulletin board.

Schedule of Lectures—Fourth Year, 1917-1918

	Monday	Tuesday	Wednesday	Thursday	Friday	Saturday
8:15	M Gynecology Children*	M Gynecology Children*	M Children Obstetrics*	M Eye Obstetrics*	M Eye Surgery* (McGannon)	M Obstetrics Surgery* (McGannon)
9:15	M Obstetrics Surgery* (Barr)	M Surgery (Haggard) Hygiene*	M Surgery (Haggard) Electro-Therapeutics*	M Surgery (Eye) Hygiene*	M Children Surgery* (Barr)	M Surgery (Haggard)
10:15	City Hospita Medicine	City Hospital Medicine	City Hospital Medicine	City Hospital Medicine	Clinic Genito-Urinary or Rectal Diseases or Orthopedics Vanderbilt Hospital Whole Class	Clinic—Children ½ class City Hospital Clinic Nervous and Mental Diseases ½ Class Vanderbilt Hospital
City Hospital	Medicine Class ½ Class Beside Work	Medicine ½ Class Beside Work	Medicine ½ Class Beside Work	Medicine ½ Class Beside Work	Medicine City Hospital	M Medicine
11:15 Vander- bilt Hospital	Surgical Clinic ½ Class	Eye, Ear, Nose and Throat ½ Class	Gynecological Clinic ½ Class	Surgical Clinic ½ Class		

*SECOND TERM.

Meeting of student body once a month in Room N. Date and time of meeting will be placed on bulletin board.

SENIOR CLASS CLINICAL PROGRAM 1917-1918

Class is Divided Into Six Sections

2 TO 4 P. M.

VANDERBILT HOSPITAL:

- Section (1)—Surgical Gynecological Laboratory.
 Section (2)—Laboratory of Clinical Microscopy.
 Section (3)— $\frac{1}{2}$ Section Out-Patient Department—G. U.
 Section (3)— $\frac{1}{2}$ Section Out-Patient Department—Gynecology.
 Section (4)— $\frac{1}{2}$ Section Out-Patient Department—Surgery.
 Section (4)— $\frac{1}{2}$ Section Out-Patient Department—Eye, Ear, Nose and Throat.
 Section (5)— $\frac{1}{2}$ Section Out-Patient Department—Medicine.
 Section (5)— $\frac{1}{2}$ Section Bedside Work—Surgery and Gynecology.
 Section (6)— $\frac{1}{2}$ Section act as assistant to operator in Amphitheatre on the following branches:

Monday	Tuesday	Wednesday	Thursday	Friday
Eye, Ear, Nose and Throat	Surgery and Gynecology	Obstetrics	Rectal Diseases and Orthopedics	Skin, X-Ray and Electro-Therapeutics

$\frac{1}{2}$ Section—Room 4—Out-Patient Department on Rectal Diseases—Children. Skin, Orthopedics and Practical Hygiene.

A section will visit Central Hospital for the Insane in rotation every Saturday.

Obstetrical cases will be assigned to each student.

Autopsies, 4 P.M.

Meeting of student body once a month in Room N. Date and time of meeting will be placed on bulletin board.

DIRECTION.

On arriving in the city the student can best reach the South Campus by taking a street car at the depot and riding to the Transfer Station, there transferring either to a car marked "Fourth Avenue," "Nolensville," or "Fairfield," getting off at Elm Street, and walking two squares to the left; or by taking a "Wharf Avenue" car and getting off at Middleton Avenue, and walking one square to the right. On arriving in the city, students should go at once to the South Campus, where they will be received and directed to suitable boarding places.

COMMUNICATIONS.

All communications regarding the School of Medicine should be addressed to

DR. B. F. HAMBLETON,
Acting Dean and Secretary, Vanderbilt School of Medicine,
Nashville, Tenn.

HONORS.

Founder's Medal.—Charles Marshall Hamilton, Alabama.

Scholarship in Third Year.—George Kenyon Carpenter, Tennessee.

Scholarship in Second Year.—Robert B. White, Tennessee.

Scholarship in First Year.—Sam Lillard Clark, Tennessee.

Beauchamp Scholarship.—George McMillan Brandau, Tennessee.

LIST OF HOSPITAL APPOINTMENTS, SENIOR CLASS, 1918.

- Becton, James A., Colon, Panama, U. S. Hospital.
 Bilbro, William Caldwell, Vanderbilt Hospital, Nashville, Tenn.
 Caldwell, Turner Anderson, Knoxville General Hospital, Knoxville, Tenn.
 Camp, Will, Butterworth Hospital, Grand Rapids, Michigan.
 Dailey, Thomas William, Vassar Bros. Hospital, Poughkeepsie, N. Y.
 Edwards, Thomas William, Vassar Bros. Hospital, Poughkeepsie, N. Y.
 Franklin, John, Post-Graduate Hospital, New York City, N. Y.
 Fyke, Will F., Allegheney General Hospital, Pittsburgh, Pa.
 Galloway, Joseph Frederic, Colon, Panama, U. S. Hospital.

- Hamilton, Charles Marshall, Vanderbilt Hospital, Nashville, Tenn.
 McClure, Christopher C., Vanderbilt Hospital, Nashville, Tenn.
 Nelson, Robert G., St. Thomas Hospital, Nashville, Tenn.
 Polk, Joseph Randall, City Hospital, Nashville, Tenn.
 Robertson, Brison Oakley, Hillman Hospital, Birmingham, Ala.
 Spain, Will Cook, Post-Graduate Hospital, New York City, N. Y.

MATRICULANTS, SCHOOL OF MEDICINE, 1917-18

FIRST YEAR CLASS.

Anderson, James Sumpter	Tennessee
Ashley, Robert Grady	Tennessee
Avery, Allen S.	Tennessee
Bailey, Jesse Hugh	Virginia
Blake, Wyatt Heflin, Jr.	Alabama
Beall, Charles Richard Furman.....	South Carolina
Berryhill, Grailey Hewitt.....	Tennessee
Carnathan, William George	Tennessee
Castleman, James Herman	Tennessee
Clark, Sam Lillard	Tennessee
Friedman, Clarence Falk	Florida
Gaskins, Duke R.	Illinois
Graves, Loyd Myers	Tennessee
Griffin, Clyde B.	South Carolina
Guthrie, Frederick Eugene	Arkansas
Harrison, Roy Boyd	Tennessee
Hazen, Olen B.	Florida
Kahn, Keith	Kentucky
Litterer, Ammon Buist	Tennessee
McVey, Clarence Alfred	Indiana
Monroe, Hugh Houston	Oklahoma
Owen, George Williford	Tennessee
Pace, James Vernon	Kentucky
Patterson, Ashley M.	Tennessee
Pendergrass, James E.	California
Perkins, Sam F.	Tennessee
Powers, Jerome	Tennessee
Prieto, Louis C.	Panama
Read, William Odell	Tennessee

Reeves, James Murphy	Tennessee
Richardson, Wallace Robert	Arkansas
Riggs, William Webster	Tennessee
Riggans, Newell Grady	Tennessee
Robinson, E. Miller, Jr.	Alabama
Shannon, James Bittick	Tennessee
Smith, J. Hurbert	California
Smith, Matthew Mann	Texas
Stout, P. D.	Tennessee
Thompson, L. Olney	Mississippi
Timon, Alonzo N.	Louisiana
Trice, Spencer Talley	Tennessee
Tullos, Hugh Simpson	Texas
Ussery, Claudius Jackson	Alabama
Wilson, Thayer Smith	Tennessee
Wood, Robert Benton	Tennessee

SECOND YEAR CLASS.

Baskin, Lawrence Simpson	Louisiana
Calloway, Henry Abbott	Tennessee
Davis, James Murry	Tennessee
Gayden, Horace Culberson	Texas
Hearn, Roberts Alfred	Arkansas
Hunt, Julian Roche	Tennessee
McClure, Crutcher	Tennessee
McLean, William Harvey	Tennessee
Mooney, James Charles	Louisiana
Neighbors, James Edward	Alabama
Nichols, Frank Oliver	Tennessee
Patterson, Sam Harwell	Tennessee
Raines, Hugh Robert	Tennessee
Richardson, James Covington	North Carolina
Ross, John	Tennessee
Smith, John Lehman	Illinois
Smith, Omar Ewing	Tennessee
Smith, Vernon Ilingworth	Tennessee
Thuss, William Getz	Tennessee
Walker, Henry Otis	Alabama
Warner, Robert Jay	Tennessee
White, Robert Booth	Tennessee
Wilkerson, William Wesley, Jr.	Tennessee
Woodson, Jacob Tyree	Tennessee

THIRD YEAR CLASS.

Bailey, Sam Perkins	Tennessee
Barbee, Frank Harbert	Tennessee
Bates, Walter Levi	South Carolina
Brandau, George McMillan	Tennessee
Caire, Arthur Anthony	Louisiana

Carpenter, Alpha Roy	Texas
Carpenter, George Kenyon	Tennessee
Cox, Henry McCall	Tennessee
Cronstine, Monroe	Tennessee
Friberg, Cassius Ward	Tennessee
Johnson, John Franklin	Tennessee
Long, Gross Ransom	Tennessee
MacMillan, Charles Wright	Tennessee
McMillion, John Dibrell	Tennessee
McNeil, James Persinger	Tennessee
Milam, Ernest B.	Florida
Moore, John Norton	Tennessee
Robinson, Guilford Allen	Arkansas
Shofner, Nathaniel Sehorn	Tennessee
Thomas, Daniel Rees	Colorado
Walter, Earl Charles	Missouri
White, Daphney Earl	Arkansas
Wikle, Herbert Temple	Tennessee

IRREGULARS.

Curtis, George M. A.M., Ph.D.	Tennessee
Johnson, Hollis Eugene	Tennessee
Prothro, Hassel M.	Louisiana
Rcsenthal, Sanford Morris	Tennessee

FOURTH YEAR CLASS.

Anderson, Walter	Alabama
Becton, James A.	Tennessee
Bilbro, William Caldwell	Tennessee
Caldwell, Turner Anderson	Tennessee
Camp, Will	Tennessee
Dailey, Thomas William	Oklahoma
Davidson, Chester Logan	Tennessee
Davis, Murray Bell	Tennessee
Edwards, Thomas William	Texas
Franklin, John	Tennessee
Fyke, Will F.	Tennessee
Galloway, Joseph Frederic	Alabama
Hamilton, Charles Marshall	Alabama
Kemmer, Thomas R.	Tennessee
McClure, Christopher C.	Alabama
Nelson, Robert G.	Florida
Polk, Joseph Randall	Alabama
Robertson, Brison Oakley	Alabama
Sanford, William Val	Tennessee
Simpson, John William	Alabama
Spain, Will Cook	Tennessee
Sikes, Ammie T.	Tennessee
White, Rex Harry	Texas

POST-GRADUATES.

Lester, Edward Saul, M.D.....	Virginia
McReynolds, S. S., M.D.....	Kentucky
Zimmerman, A. L., M.D.....	Alabama

GRADUATES 1918

DOCTOR OF MEDICINE.

Anderson, Walter	Athens, Alabama
Becton, James A.....	Murfreesboro, Tenn.
Bilbro, William Caldwell	Murfreesboro, Tenn.
Caldwell, Turner Anderson	Jefferson, Tennessee
Camp, Will	Nashville, Tennessee
Dailey, Thomas William	Eldorado, Oklahoma
Davidson, Chester Logan	Lexington, Tennessee
Davis, Murray Bell	Fayetteville, Tennessee
Edwards, Thomas William	San Antonio, Texas
Franklin, John	Gallatin, Tennessee
Fyke, Will F.	Springfield, Tennessee
Galloway, Joseph Frederic	New Market, Alabama
Hamilton, Charles Marshall.....	Russellville, Alabama
Kemmer, Thomas R.	Spring City, Tennessee
McClure, Christopher C.....	Wagar, Alabama
Nelson, Robert G.	Tampa, Florida
Polk, Joseph Randall	Birmingham, Alabama
Robertson, Brison Oakley	Trenton, Alabama
Sanford, William Val	Ripley, Tennessee
Simpson, John William	Athens Alabama
Spain, Will Cook	Nashville, Tennessee
Sikes, Ammie T.	Franklin, Tennessee
White, Rex Harry	Meridian, Texas

