

Bulletin
OF
Vanderbilt University
NASHVILLE, TENN.

Series II, No. 51

JULY, 1908.

Whole No. 75

MEDICAL DEPARTMENT



ANNOUNCEMENT, 1908-9.

The BULLETIN OF VANDERBILT UNIVERSITY is published by the University, and is issued every month from January to October, inclusive. : : : : :

Entered as second-class mail matter at Nashville, Tenn.

BOARD OF TRUST.

1910.*

ROBERT W. BROWDER, D.D.	Bowling Green, Ky.
ALLEN R. CARTER, B. A.	Louisville, Ky.
MAJ. R. W. MILLSAPS	Jackson, Miss.
HON. W. C. RATCLIFFE	Little Rock, Ark.
BISHOP CHAS. B. GALLOWAY	Jackson, Miss.

1912.*

SAMUEL CUPPLES	St. Louis, Mo.
J. H. DYE, D.D.	Little Rock, Ark.
WILLIAM L. MOOSE, LL.B.	Morrilton, Ark.
BISHOP SETH WARD, D.D.	Nashville, Tenn.
W. T. SANDERS, B.A.	Athens, Ala.

1914.*

BISHOP A. W. WILSON	Baltimore, Md.
CHANCELLOR J. H. KIRKLAND	Nashville, Tenn.
W. R. COLE, B.A.	Nashville, Tenn.
SAMUEL J. KEITH	Nashville, Tenn.
G. M. NEELY	Nashville, Tenn.
G. B. WINTON, D.D.	Nashville, Tenn.
BISHOP J. S. KEY	Sherman, Texas.

1915.*

JOHN B. RANSOM	Nashville, Tenn.
E. J. BUFFINGTON	Chicago, Ill.
C. W. BYRD, D.D.	Nashville, Tenn.
CHAS. N. BURCH, B.A., LL.B.	Memphis, Tenn.
J. C. McREYNOLDS, B.A., LL.B.	New York, N. Y.

1916.*

NATHANIEL BAXTER	Nashville, Tenn.
JUDGE NEWMAN CAYCE	Columbus, Miss.
COL. G. W. MARTIN	Martin, Tenn.
J. R. PEPPER	Memphis, Tenn.
BISHOP E. R. HENDRIX	Kansas City, Mo.
W. J. YOUNG	Richmond, Va.
H. H. WHITE	Alexandria, La.
E. H. JONES	Kansas City, Mo.
E. B. CHAPPELL	Nashville, Tenn.

OFFICERS OF THE BOARD.

PRESIDENT.

BISHOP CHARLES B. GALLOWAY.

VICE PRESIDENT.

BISHOP A. W. WILSON.

SECRETARY.

W. R. COLE ----- Nashville, Tenn.

TREASURER.

THOMAS S. WEAVER ----- Nashville, Tenn.


BURSAR.

J. E. HART ----- Nashville, Tenn.

EXECUTIVE COMMITTEE.

BISHOP CHARLES B. GALLOWAY,	JAMES H. KIRKLAND, LL.D.,
W. R. COLE, B.A.,	SAMUEL J. KEITH,
JOHN B. RANSOM,	G. B. WINSTON, D.D.,
	G. M. NEELY.

* The term of office expires at the annual meeting of the Board of Trust in the year indicated.



MEDICAL DEPARTMENT, VANDERBILT UNIVERSITY.

GENERAL STATEMENT

FOUNDATION

The [Organization] was established in [Year] as a [type of organization] to [purpose]. It is a [type of organization] with [type of structure]. The [Organization] is a [type of organization] with [type of structure].

The [Organization] is a [type of organization] with [type of structure]. It is a [type of organization] with [type of structure]. The [Organization] is a [type of organization] with [type of structure]. It is a [type of organization] with [type of structure].

The [Organization] is a [type of organization] with [type of structure]. It is a [type of organization] with [type of structure]. The [Organization] is a [type of organization] with [type of structure]. It is a [type of organization] with [type of structure].

The [Organization] is a [type of organization] with [type of structure]. It is a [type of organization] with [type of structure]. The [Organization] is a [type of organization] with [type of structure]. It is a [type of organization] with [type of structure].

The [Organization] is a [type of organization] with [type of structure]. It is a [type of organization] with [type of structure]. The [Organization] is a [type of organization] with [type of structure]. It is a [type of organization] with [type of structure].

DETAILS

The [Organization] is a [type of organization] with [type of structure]. It is a [type of organization] with [type of structure].

The [Organization] is a [type of organization] with [type of structure]. It is a [type of organization] with [type of structure].

The [Organization] is a [type of organization] with [type of structure]. It is a [type of organization] with [type of structure].

The [Organization] is a [type of organization] with [type of structure]. It is a [type of organization] with [type of structure].

The [Organization] is a [type of organization] with [type of structure]. It is a [type of organization] with [type of structure].

REGISTER

OF THE

MEDICAL DEPARTMENT

OF

VANDERBILT UNIVERSITY

FOR 1907-8.

ANNOUNCEMENT FOR 1908-9.

PRINTED FOR THE UNIVERSITY
NASHVILLE, TENN.

GENERAL STATEMENT.

FOUNDATION.

VANDERBILT UNIVERSITY owes its foundation to the munificence of Cornelius Vanderbilt, of New York, who, on the 27th of March, 1873, made a donation of Five Hundred Thousand Dollars. This was subsequently increased until the entire donation amounted to One Million Dollars.

The special donation of One Hundred and Fifty Thousand Dollars made by Mr. W. H. Vanderbilt, the son of the founder, in August, 1879, added to the Campus Wesley Hall (a commodious structure for the use of the Biblical Department), the Gymnasium and its outfit, Science Hall, and a complete equipment of approved apparatus for instruction in engineering. In July, 1883, Mr. W. H. Vanderbilt added One Hundred Thousand Dollars to the permanent endowment of the University. In his will he bequeathed to it Two Hundred Thousand Dollars, and this sum has been added to the Endowment, which is now over One Million Dollars.

In January, 1888, Mr. Cornelius Vanderbilt, a grandson of the founder, made a donation of Thirty Thousand Dollars for the erection of a Mechanical Engineering Hall.

In April, 1899, Mr. W. K. Vanderbilt, a grandson of the founder, erected Kissam Hall, a dormitory, in memory of his mother, at a cost of about One Hundred and Fifty Thousand Dollars.

Furman Hall, erected through the munificence of the late Mrs. Mary J. Furman, and designed for Chemistry, was completed in 1907 at a cost of One Hundred and Thirty Thousand Dollars.

Other donations, amounting to over Six Hundred Thousand Dollars, have been received from time to time from several generous patrons.

ORGANIZATION.

The University is organized with seven distinct Departments, as follows:

- I. The Academic Department, embracing Philosophy, Science, and Literature.
- II. The Biblical Department.
- III. The Law Department.
- IV. The Medical Department.
- V. The Pharmaceutical Department.
- VI. The Dental Department.
- VII. The Engineering Department.

Each of these departments has its Faculty of Instruction, charged with its special management.

CAMPUS.

The University Campus is in the city of Nashville. The grounds comprise seventy-six acres, and from their elevation—on a level with Capitol Hill—afford fine views on every side, and furnish the full conditions of health. The campus is lighted by electricity, and improved with drives and walks, and about a hundred and fifty varieties of shade trees.

On the campus are located about thirty buildings, consisting of the College Hall, Science Hall, Mechanical Hall, Wesley Hall, Kissam Hall, Furman Hall, Observatory, Gymnasium, Dormitories, Y. M. C. A. Building, and professors' residences.

Instruction in the Academic, Biblical, Pharmaceutical, and Engineering Departments is given in the buildings on the campus. The Law Department occupies a handsome stone-front building on Cherry Street, near Union, and the Dental Department has new quarters in a large six-story building on Vauxhall Street. The Medical Department is on the corner of Fifth Avenue and Elm Street, and is fully described, pages 9-14.

PHYSICAL TRAINING.

The Gymnasium, which is situated on the campus, is a brick building, 90 x 60 feet, substantial, and of handsome architectural design. It has a basement, containing dressing and bath rooms, and rooms for special exercises; a principal floor, for general exercise and training, and a gallery, extending around the interior of the building, in which is situated a running track. It is equipped with all modern apparatus.

A fine athletic field has recently been laid out and committed to the care of the Vanderbilt University Athletic Association.

The authorities of the University, in recognition of the importance of regular and systematic physical exercise during the formative period of student life, have placed the Gymnasium under the charge of a director who has had experience in physical training. The Gymnasium is open to all members of the University for voluntary exercise.

HOMES FOR STUDENTS.

Students are allowed to select their own homes in families approved by the Chancellor. There are good boarding houses near the Medical Department. Whenever a change is made in the place of boarding, the student must report the same to the Secretary of the Faculty.

VANDERBILT UNIVERSITY

ALUMNI ASSOCIATION.

This Association was organized at Commencement in 1879.

Any person who has taken a degree in the University may become a member of the Association on payment of the initiation fee of one dollar. B. E. YOUNG, PH.D., Secretary.

VANDERBILT ALUMNI OF THE A. M. A.

At the 1907 meeting of the American Medical Association held at Atlantic City the Vanderbilt Alumni Association of the A. M. A. was formed. In 1908 a meeting was held in Chicago and a large banquet given. The following officers were elected:

DR. G. B. GILLESPIE, Covington, Tenn. ----- *President.*
 DR. WM. LITTERER, Nashville, Tenn. *Corresponding Secretary.*

The annual meeting is to be held on the evening of the first day of the meeting of the A. M. A., and is to be followed by a smoker. All Alumni expecting to be present are requested to notify Dr. Litterer.

Y. M. C. A.

This organization is now the best recognized activity in our student life, having the largest and most representative membership of any student organization in College. The Association stands ready to receive all of its old friends back and to welcome all new students, seeking to provide a channel for active Christian work by and for the students. The fee is \$2 per year. This amount will accepted by the City Association as paid on a student's ticket which entitles the holder to the use of baths, gymnasium, swimming pool, etc.

Bible and Mission Study classes are held in student's rooms. Devotional meetings held every Friday night in the College and one platform address a month by some prominent speaker have proven most helpful. A reading room, with the best medical and literary magazines is open to all the College students.

Members of the Association will return a few days before the session opens to welcome all new students, and will gladly aid them in securing agreeable boarding houses.

MEDICAL DEPARTMENT.

FACULTY.

- JAMES H. KIRKLAND, Ph.D., LL.D., D.C.L., Chancellor.
- WILLIAM L. DUDLEY, B.S., M.D., Dean,
Professor of Chemistry and Toxicology.
- G. C. SAVAGE, M.D.,
Professor of Ophthalmology, (Defects of the Eye.)
- DUNCAN EVE, M.A., M.D.,
Professor of Surgery and Clinical Surgery.
- J. A. WITHERSPOON, M.D.,
Professor of Practice of Medicine and Clinical Medicine.
- GEORGE H. PRICE, B.E., M.S., M.D.,
Professor of Diseases of the Eye, Ear, Throat, and Nose.
- W. H. WITT, M.A., M.D.,
Professor of Materia Medica and Therapeutics.
- J. T. ALTMAN, M.D.,
Professor of Obstetrics.
- RICHARD A. BARR, B.A., M.D.,
Professor of Abdominal Surgery.
- LUCIUS E. BURCH, M.D., Secretary,
Professor of Gynecology.
- SAMUEL S. BRIGGS, M.D.,
Professor of Anatomy.
- WILLIAM LITTEKER, M.A., Ph.C., M.D.,
Professor of Histology, Pathology, and Bacteriology.
- R. L. JONES, M.D.,
Professor of Physiology.
- OWEN H. WILSON, B.E., M.D.,
Clinical Professor of Diseases of Children.
- G. P. EDWARDS, M.D.,
Clinical Professor of Neurology, Dermatology, and Electro-Therapy.
- CHARLES S. BRIGGS, M.D.,
Clinical Professor of Genito-Urinary Surgery.
- J. W. HANDLEY, M.D.,
Clinical Professor of Venereal Diseases.
- WORCESTER A. BRYAN, A.M., M.D.,
Adjunct Professor of Surgery, and Lecturer on Rectal Diseases.
- OLIN WEST, Ph.G., M.D.,
Adjunct Professor of Chemistry.
- W. C. DIXON, M.D.,
Adjunct Professor of Medicine.
- WILLIAM LITTEKER, M.D.,
Lecturer on Hygiene.
- J. E. JUSTICE, Ph.C.,
Lecturer on Pharmacy.
- WM. L. DUDLEY, B.S., M.D.,
Lecturer on Medical Jurisprudence.

VANDERBILT UNIVERSITY

DUNCAN EVE, JR., M.D.,
Lecturer on Minor Surgery.

J. P. BATES, M.D.,
Lecturer on Tropical Diseases.

JAMES McCLURE, M.S.,
Instructor in Physics.

HARRINGTON MARR, M.D.,
Demonstrator of Anatomy.

A. N. HOLLABAUGH, M.D.,
*Assistant to the Chair of Obstetrics, and First Assistant Demonstrator
of Anatomy.*

W. C. DIXON, M.D.,
*Superintendent of the University Hospital and Demonstrator
of Gynecology.*

DUNCAN EVE, JR., M.D.,
Demonstrator of Surgery, and Assistant to the Chair of Surgery.

W. M. McCABE, M.D.,
Assistant to the Chair of Medicine.

C. F. ANDERSON, M.D.,
*Assistant Demonstrator of Anatomy and Assistant to the Chair of
Surgery.*

R. W. BILLINGTON, M.D.,
*Assistant to the Chair of Materia Medica and Therapeutics and
Assistant Demonstrator of Anatomy.*

O. N. BRYAN, M.D.,
Assistant to Chair of Medicine and Assistant Demonstrator of Anatomy

STANLEY R. TEACHOUT, M.D.,
*Demonstrator of Abdominal Surgery and Assistant Demonstrator
of Anatomy.*

JOHN OVERTON, M.D.,
Assistant Demonstrator of Anatomy.

A. S. DABNEY, M.D.,
Assistant Demonstrator of Anatomy.

JOHN MOORE, M.D.,
Assistant to Chair of Eye, Ear, Nose and Throat.

ISHAM KIMBALL,
Assistant Demonstrator of Chemistry.

E. J. LIPSCOMB,
Assistant Demonstrator of Pathology.

A. L. STABLER,
Assistant Demonstrator of Chemistry.

A. B. JEMISON,
Assistant Demonstrator of Pathology.

C. F. FREELAND,
Assistant in Pharmacy.

A. J. THORNTON,
Assistant in Pharmacy.

JOHN WITHERSPOON,
Assistant Demonstrator of Histology.

J. E. HART,
Bursar.

A. E. GODWIN,
Custodian.

PRELIMINARY STATEMENT.

The Medical Department of Vanderbilt University is located in a building on the corner of Elm Street and Fifth Avenue, South, one of the pleasantest portions of the city. Handsome residences close at hand furnish convenient boarding facilities and agreeable surroundings. Two lines of electric cars pass in the immediate vicinity of the college, thus rendering it accessible from all points of the city. The building was erected in 1895.

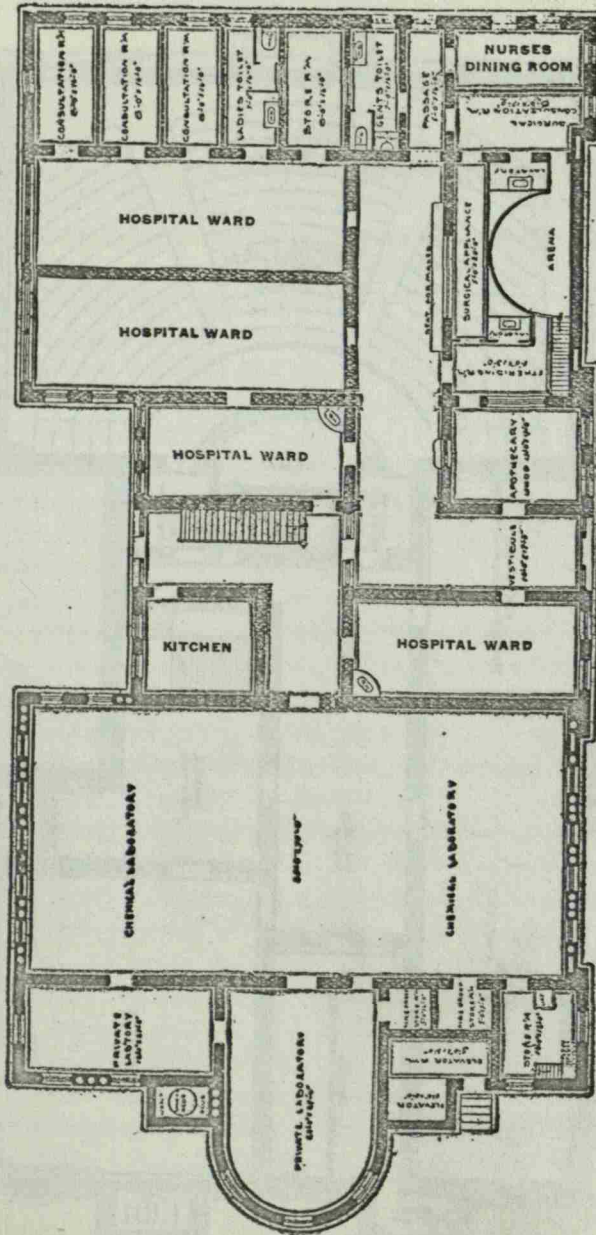
DESCRIPTION OF THE MEDICAL BUILDING.

The college building is an imposing structure four stories high, comprising 10,000 square feet ground floor surface.

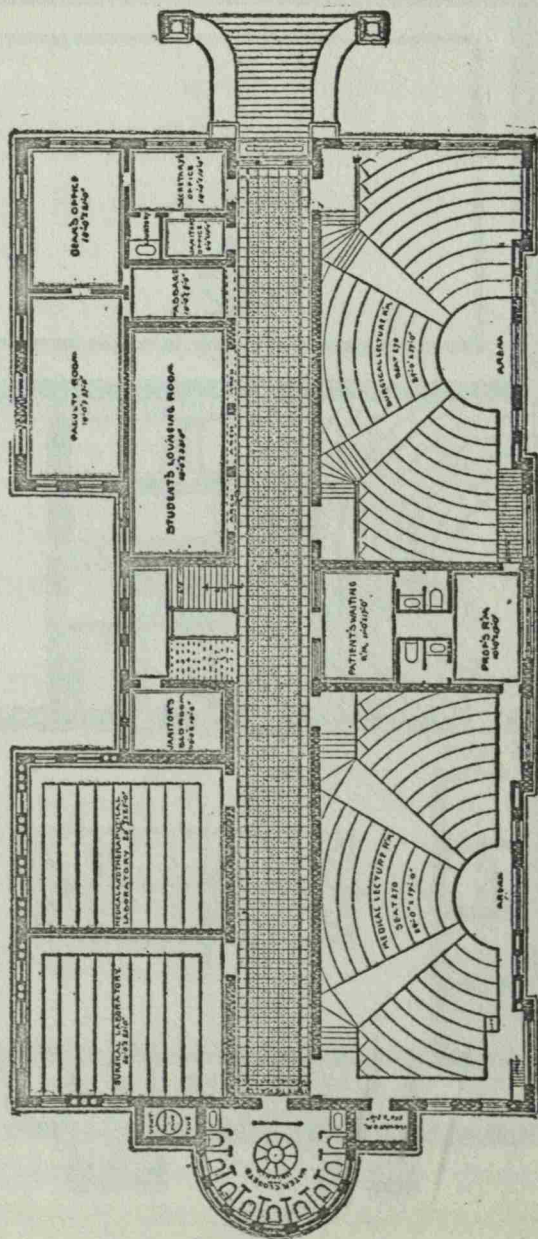
In designing the building, the Trustees were governed by two ideas: First, to provide for the students commodious, comfortable and elegant sanitary quarters; and, secondly, to erect a structure so arranged as to meet the requirements of advanced medical education. Every facility is afforded for conducting a combined didactic, laboratory, and clinical course. Facing 5th Ave., South, the principal north and south thoroughfare of the city, the building runs back along Elm 160 feet, with an open square to the south. This location assures a wealth of light and ventilation. In perfecting the plans, the architect has carefully avoided narrow halls, recesses, and alcoves, every part of the building being thus abundantly lighted and ventilated. The plumbing, such an essential feature in an institution of this kind, has all the modern requirements of sanitation.

The First Floor.—The entrance is on Elm Street, and intended for the exclusive use of patients applying to the dispensary and hospital service. The larger part of the western half of this floor is arranged for an outdoor clinic and hospital containing thirty beds, the remaining portion being occupied by the arena of the Surgical Lecture Room.

VANDERBILT UNIVERSITY

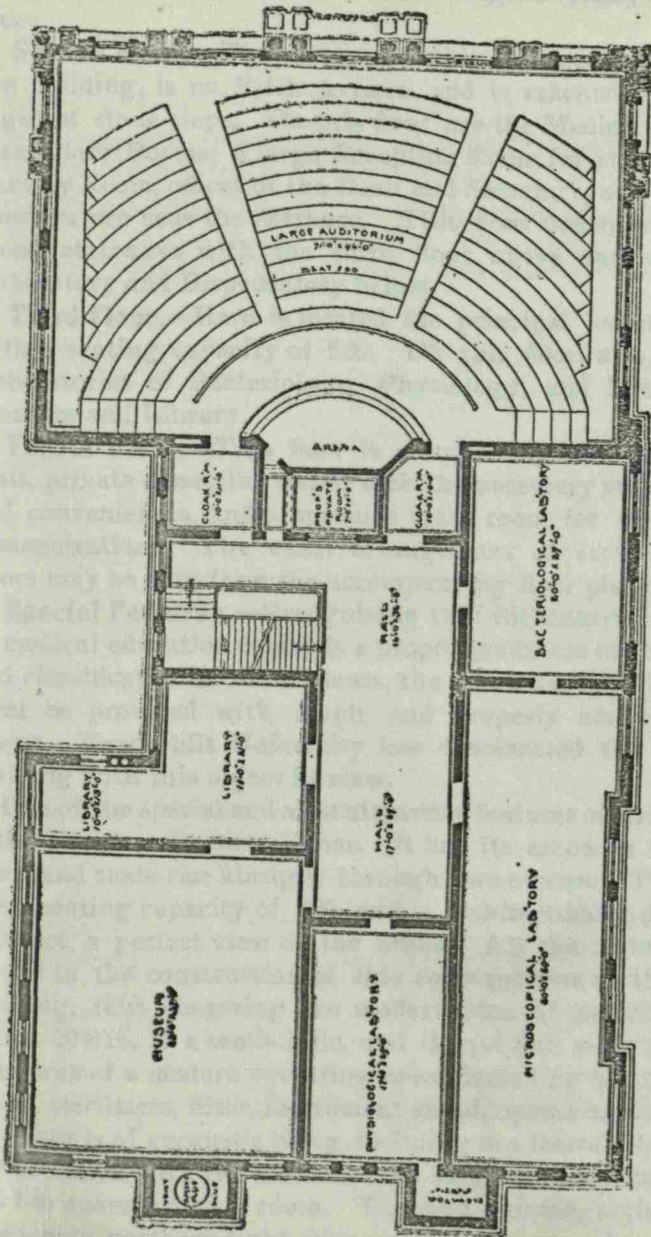


FIRST FLOOR PLAN.

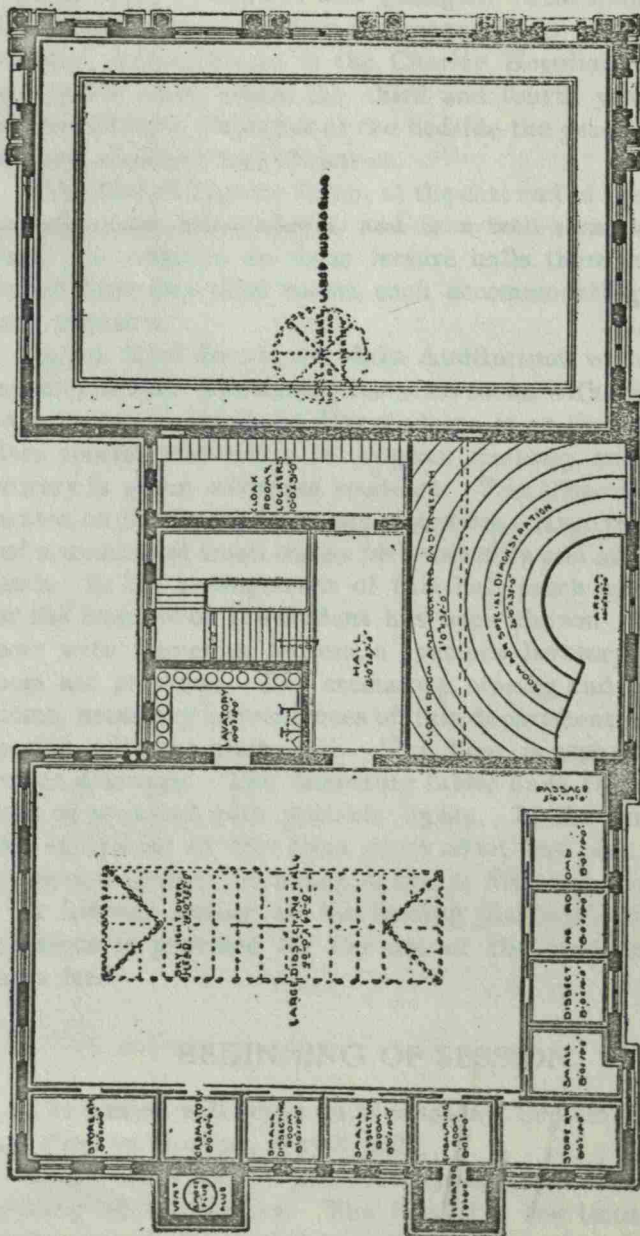


SECOND FLOOR PLAN.

VANDERBILT UNIVERSITY



• THIRD FLOOR PLAN.



FOURTH FLOOR PLAN.

The eastern half is entirely occupied by the Chemical Laboratory, and in a cellar beneath are the engine rooms, furnaces, etc.

Second Floor.—The entrance to this, the principal floor of the building, is on Fifth Avenue, and is reached by a high flight of stone steps. On this floor are the Medical and Surgical Class Rooms; a large Reception Room for students, the Faculty Room, offices of the Dean and Secretary, and janitor's quarters are near the entrance. This floor communicates by broad stairways with the third floor above and with the Laboratory and Dispensatory below.

Third Floor.—Here is located the principal lecture room, with a seating capacity of 500. On this floor, also, are the Laboratories of Bacteriology, Physiology, and Microscopy, Museum and Library.

Fourth Floor.—This floor is occupied by the Dissecting Hall, private dissecting rooms with the necessary attachments and conveniences, and a spacious class room for anatomical demonstrations. The exact arrangement of each of these floors may be seen from the accompanying floor plans.

Special Features.—Recognizing that the material advance in medical education demands a proper gradation of the course and classification of the students, the modern college building must be provided with ample and properly adapted class rooms. Vanderbilt University has constructed the medical building with this object in view.

One of the special and most attractive features of the college is the Surgical Lecture Room. It has its arena on the first floor, and seats rise abruptly through two stories. The room has a seating capacity of 280, and is architecturally designed to afford a perfect view of the arena. All the material employed in the construction of this room permits of thorough washing, thus observing the modern idea of asepsis. The arena, 20 x 16, is a semi-circle, and is equipped with the conveniences of a modern operating room, including hot and cold water, sterilizers, filter, instrument stand, operating table, etc. The floor is of encaustic tiling, inclining to a lateral drain. In close relation with the arena are the surgical consulting room and the anaesthetizing room. Through a broad, arched window ample northern light falls upon the arena. At night it

is illuminated by electric and gaslight. The students enter this room at the rear end on the second floor. Adjoining the Surgical Amphitheatre is the Charity Hospital, containing twenty-five beds, where the third and fourth year students are taught each afternoon at the bedside the practical part of surgery, medicine and obstetrics.

The Medical Lecture Room, at the east end of the building, accommodates 280 students, and is a well-arranged auditorium. In addition to these lecture halls there are on the second floor two class rooms, each accommodating one hundred students.

On the third floor is the Main Auditorium, with a seating capacity of 500. The anatomical class room, with accommodations for one hundred and fifty students, is on the fourth floor. Here special instruction in surgical anatomy and operative surgery is given advanced students. The Dissecting Hall is located on the fourth floor, and comprises a large room 40 x 60, and a number of small rooms for prosectors and advanced students. In the arrangement of this hall much consideration for the comfort of the student has been shown. A dressing room with numerous lockers, a spacious lavatory and toilet room are provided. The crematory, storing and embalming rooms, necessary conveniences of this department, are in connection with the main hall. The floor is asphaltum, with gutter drainage. The dissecting tables have slate tops, and each is provided with portable lights. In the arrangement and equipment of this room every effort has been made for protection against the accumulation of filth and odors.

A Library having all the leading journals and works of reference is provided for the use of the students without extra fee.

BEGINNING OF SESSION.

The session will begin on Wednesday, September 16, 1908, and close on Monday, May 3, 1909.

All students should present themselves punctually at the opening of the session. The loss of a few lectures at the beginning of the session may prove to be of serious embarrassment to subsequent progress.

COURSE OF STUDY.

The course of study extends through four regular sessions, each being seven and one-half months in length. The course is strictly graded so that the sequence of subjects is logical; thus the student loses no time through needless repetition, and is not introduced into subjects before he is prepared to derive the greatest benefits from the instruction.

Special courses are open to graduates in medicine who wish to pursue some special line of study or research.

METHODS OF TEACHING.

The method of teaching in the class room is by didactic lectures and recitations. The recitation feature, supplemented by incidental lecturing and discussion, will be emphasized. Great stress will be laid on personal instruction in the clinics, laboratories, and demonstration rooms. Bedside instruction will be given the advanced classes. The clinics will be carried on during the entire year. Students are required to attend all the exercises of the classes to which they have been admitted.

EXAMINATION.

Each class will be examined at the end of the session. A student falling below the required grade in any subject may make up the deficiency at the beginning of the next session (not later than October 15), by satisfactorily passing a special examination in the subject in which he is deficient; otherwise, he will be required to repeat the work the next year.

Credit for a full course of instruction will not be given unless the student remains throughout the session and successfully passes all of the examinations in the subjects required in the class for which he desires credit.

Examinations during the lecture hour may be held at any time, at the option of the professor.

A candidate for graduation failing to pass in not more than two subjects will be granted a second examination, provided the average grade of his first examinations is not less than sixty-five per cent.

HONOR ROLL.

Students attaining a grade of ninety per cent in any class will have their names placed on the Honor Roll, which will be published in the Commencement Programme.

REQUIREMENTS FOR ADMISSION.

No one will be admitted to any class previous to matriculation.

All candidates for admission must be of good moral character, and not less than eighteen years of age.

Each student applying for matriculation must possess scholastic attainments equal to those of a recognized high school graduate. All credentials must be passed on by the Superintendent of Public Instruction of the State of Tennessee, in accordance with the law of the American Medical College Association, of which Vanderbilt University is a member. Should he not possess a diploma of graduation from some literary or scientific institution of learning, or a certificate from some legally constituted high school, he may present a certificate from a General Superintendent of State Education attesting that he has been regularly examined and is possessed of at least the educational attainments required of a recognized high school graduate. (See certificate No. 1 appended below.)

Certificate No. 1.

L. E. Burch, M.D.,

-----1907.

Secretary of the Medical Department of

Vanderbilt University, Nashville, Tenn.

Dear Sir:

I have examined Mr. -----
of ----- and find his scholastic attainments
equal to those of a high school graduate.

Yours,

Superintendent of Public Instruction.

He shall also hold a certificate as the pupil of some known reputable physician, showing his moral character and general fitness to enter upon the study of medicine. (See Certificate No. 2, appended below.)

VANDERBILT UNIVERSITY

Certificate No. 2.

-----1906.

L. E. Burch, M.D., Secretary of the Medical Department of
Vanderbilt University, Nashville, Tenn.

Dear Sir:

Mr.-----of-----
is a gentleman of good moral character. I recommend that he be allowed
to enter upon his medical studies in your college.

Yours,

(Sign here). -----M.D.

Applicants not furnishing the above certificates will be allowed one month in which to procure them, or will be examined by the faculty.

ADVANCED STANDING.

A student who has attended one or more courses at a medical college, which is a member of the American Medical College Association, desiring to enter this institution, will be given credit, provided he presents a statement from the Dean of the College from which he desires to withdraw certifying to his moral qualification and to the exact work he has done in said College.

No advanced standing is given to those having academic degrees, nor to graduates in Pharmacy or Dentistry.

COURSE OF INSTRUCTION.

The rapid progress of medicine and the general demand for higher medical attainments, together with the experience of the Faculty, have conclusively proven the necessity for a change in the older methods of teaching. No course of instruction by didactic lectures, however learned, can take the place of laboratory training and clinical experience at the bedside, where students will be brought into close personal relations with each professor and instructor, thereby inciting them to active personal work and a higher degree of proficiency. To this end, class-room recitations will be held daily. This method, together with laboratory and clinical work, will largely replace didactic lectures, though such lectures are retained as best in some courses, and as essential, to some degree, in all. These class-room quizzes are kept up

through the entire course, but are made an especial feature in the first year, when students are learning the fundamental principles of medicine. Written examinations are held at the end of each year.

The facilities for laboratory instruction are especially complete in themselves, containing all the equipment in apparatus and material that is needed for thorough teaching. The advantages offered for clinical instruction, which is such an important feature in the course, are excellent, both at the large City Hospital, where there will be a clinic every day in the week, and at the college hospital, clinic and dispensary, where each student will have the opportunity to examine and prescribe for all kinds of diseases under the personal supervision of the professor or his assistant. Advanced students will have cases from the medical, surgical, and obstetrical clinics assigned to their care for home treatment, under the direction of instructors.

It is believed that a course in the medical department of a great university, such as the students here enjoy, offers facilities far superior to those obtained in an independent medical school.

Matriculates of the Medical Department may pursue courses of study in any other department of the University without the payment of additional fees, unless the courses selected require laboratory work, in which case only the laboratory fee will be charged, to cover the use of material.

The course of study is strictly a graded one, of four years' duration, each class being taught separately.

All quizzes will be conducted in connection with the regular course of instruction, and no private quizzes will be necessary.

CHEMISTRY AND TOXICOLOGY.

DR. DUDLEY, Professor; DR. WEST, Adjunct Professor; MR. STABLER and MR. KIMBALL, Assistant Demonstrators.

Instruction in Chemistry is given by lectures, fully illustrated by experiments, recitations, and thorough laboratory work. It consists of a general course of inorganic and organic

Chemistry, with special reference to medicine. In the first year three lectures and recitations a week are given in general and inorganic Chemistry, and four hours a week are given in general experiments and qualitative Analysis. In the second year the course consists of two lectures and recitations a week on organic and physiological Chemistry, and two hours a week in analysis of urine and other physiological products in the laboratory. Each student has a laboratory desk assigned him, in which he keeps his apparatus under lock and key during the entire session. The chemical laboratories are equipped with all the apparatus necessary for the prosecution of the most thorough and advanced work in medical Chemistry.

OPHTHALMOLOGY (Defects of the Eye.)

DR. SAVAGE, Professor.

Lectures on errors of refraction and muscle errors will be delivered to the fourth-year class by Dr. Savage, who will also hold clinics for emphasizing these subjects. Prof. Savage will teach post graduate classes each session. A medical diploma and a knowledge of the diseases of the eye will be required of all who enter these classes, for only defects of the eye (errors of refraction and muscle errors) will be taught.

SURGERY AND CLINICAL SURGERY.

DR. EVE, Professor; DR. BRYAN, Adjunct Professor; DR. EVE, JR.,
Lecturer on Minor Surgery and Demonstrator; DR.
ANDERSON, Assistant.

Instruction in this subject is given the students of the third and fourth years, who are admitted to the surgical clinics.

The course embraces the whole of general surgery, and is so divided that third-year students are taught the principles of surgery, including surgical pathology, by lectures and recitations. A considerable time will be devoted to surgical bacteriology. Instructions in the methods for the reduction of dislocations and the preparation of splints and other surgical appliances is given in the lecture room, followed by clinical instruction.

Fourth-year students are taught by lectures and demonstrations in operative surgery, which will cover the practical technique of surgical work.

The third and fourth year students are given bed-side instruction in the College Hospital, including a thorough course in the application of surgical dressing and the management of emergency cases.

The subject of asepsis and antisepsis will receive special attention. In the surgical laboratory the classes are divided into sections and taught the proper methods of applying bandages, splints, and dressings, and they are also given a thorough course in operative work, the student being required to operate on the cadaver himself, under the guidance of the demonstrator.

PRINCIPLES AND PRACTICE OF MEDICINE, AND CLINICAL MEDICINE.

DR. WITHERSPOON, Professor; DR. DIXON, Adjunct Professor;
DR. BATES, Lecturer on Tropical Diseases; DR. McCABE and DR. O. N. BRYAN, Assistants.

The instruction in medicine is divided so that students of the third year receive lectures upon suitable subjects, together with thorough training in physical diagnosis, including the use of the stethoscope and other instruments so necessary for thorough diagnosis. The position of the organs of the body in their normal state, and their deviations in disease, are taught upon human subjects and patients from the outdoor clinics. For this purpose the class is divided into sections, and each student is required to examine patients under the supervision of the professor or his assistant.

The studies of the fourth year are taught by lectures, clinics and bed-side instruction in the College Hospital. Students are called in rotation to examine and prescribe for patients every week. They are also given patients who are unable to leave home, and will attend them through the entire illness, under the guidance of the professor or his assistant. This, together with class work which is given every week, beside instruction and recitations, is the method by which students acquire proficiency and self-reliance.

DISEASES OF THE EYE, EAR, NOSE AND THROAT.

DR. PRICE, Professor; DR. MOORE, Demonstrator.

Two hours each week will be given to diseases of the eye to the fourth-year class, and two clinics each week during the session, one clinic at the City Hospital and one in the college building. The students in this class will also receive instruction in the use of instruments for the diagnosis and treatment of diseases of the eye, in the college out-door clinic. To the third-year class, will be given didactic lectures and clinical instruction on diseases of the nose, throat and ear. The members of this class will also receive instruction in the use of instruments for diagnosis and treatment.

The objects aimed at in this department are to prepare physicians to diagnose and treat the common diseases of these organs, and also be able to recognize conditions dependent upon constitutional disorders.

ANATOMY.

DR. BRIGGS, Professor; DR. MARR, Demonstrator; DR. HOLLABAUGH, DR. ANDERSON, DR. TEACHOUT, DR. BILLINGTON, DR. OVERTON, and DR. DABNEY,
Assistant Demonstrators.

The plan of teaching anatomy pursued is somewhat different from that usually employed. Instead of didactic lectures by the professor, portions of a standard text-book are assigned, and recitations are conducted, interspersed with explanatory notes, and every point is fully illustrated by models, charts, and the dissected subject. Students are furnished bones for studying during the college term.

First-year students complete the study of bones, joints, ligaments, and muscles. Second-year students complete the subject, including regional and visceral anatomy. In the third year a course on Applied Anatomy, in which the systematic study of the normal, living body will be taken up. This course will include regional, relational and surface anatomy, the living model being constantly used for study and demonstration.

Special attention is paid to practical anatomy. The plan of instruction includes both quizzes and demonstrations. Each student is required to dissect *at least* one entire subject.

The first year is devoted to the dissection of the extremities, and during the second year the head, neck, thorax, abdomen, and pelvis are dissected.

Abundant material for dissection is furnished at the nominal cost of \$2 a part to first and second year students.

MATERIA MEDICA AND THERAPEUTICS.

DR. WITT, Professor; MR. JUSTICE, Lecturer on Pharmacy;
DR. BELLINGTON, Assistant; MR. THORTON and
MR. FREELAND, Assistants in Pharmacy.

The instruction in Materia Medica and Therapeutics extends over the first two years of the course. First-year students are taught the physical and chemical properties of drugs—their sources, preparation, doses, and chemical and pharmaceutical incompatibilities. A complete collection of drugs is used to familiarize the student with their properties. During the second year the course embraces general therapeutics, modes of administering drugs, the physiological action and therapeutic uses of individual drugs. Other remedial agencies receive consideration during the course.

One lecture a week in Pharmacy and two hours a week in the pharmaceutical laboratory are given by Mr. Justice and his assistants to the first-year class.

OBSTETRICS,

DR. ALTMAN, Professor; DR. HOLLABAUGH, Assistant.

Instruction in Obstetrics is given to the third-year and fourth-year students, and embraces lectures and recitations, including obstetric anatomy and physiology, with a sufficient amount of embryology. The ultimate aim of the course is to make the graduates practical and skillful accoucheurs, competent to conduct emergency cases, as well as the simpler ones of normal labor. Casts, wall plates, manikins, and other means for demonstration will be freely used to facilitate a correct understanding of the instruction given.

In addition to the clinical advantages furnished at the City Hospital, bed-side instruction will be given in the College Hospital, and midwifery cases will be selected from among the poorer classes, to which a certain number of fourth-year stu-

dents will be taken by the professor. Thus each member of the class will have the opportunity of acquiring practical experience in obstetric work.

HISTOLOGY, PATHOLOGY AND BACTERIOLOGY.

DR. LITTERER, Professor; MR. LIPSCOMB, MR. JEMISON,
and MR. WITHERSPOON, Assistant Demonstrators.

The course in Normal Histology embraces the preparation, section-cutting, staining and mounting of normal tissues and their subsequent study under the microscope. Ample laboratory space is supplied, abundant material given, and the work of the student is performed under the personal supervision of the professor and his assistants. The laboratory demonstrations are profusely illustrated by means of an electric projection lantern and a complete series of slides. A course of lectures on Normal Histology extends throughout the year.

Instruction in Pathology consists of lectures and practical work in the laboratory and *post-mortem* room. In the second year Pathological Histology is made continuous with the course in Normal Histology. An abundance of pathological material is obtained from the college clinics, the *post-mortem* room, and hospital wards. Microtomes, freezing, infiltrating, and imbedding apparatus are available, and the laboratories are supplied with a complete equipment of modern microscopes.

The instruction in Morbid Anatomy will consist of lectures and laboratory demonstrations and the exhibition of specimens illustrating the various diseases of organs.

The course in Clinical Microscopy is intended to supply the student with the various uses of the microscope in the diagnosis of diseases, and includes instruction in the microscopy of the various secretions and excretions of the body, and the methods for detecting pathological conditions.

For instruction in Bacteriology the laboratory is supplied with all the necessary apparatus for a comprehensive course in this subject. The student is individually taught the different procedures of media making and of bacteriological technique, besides mounting and studying specimens of the various pathogenic micro-organisms. As full an assortment

of the various bacteria as can be conveniently maintained is kept constantly on hand. Every facility is afforded in this department for original work. For illustrating the above courses, an electric lantern with microscopic projection apparatus is used.

Post-graduate Courses.—The laboratory, having a most complete outfit of all the necessary apparatus, is especially adapted for post-graduate instruction, as well as for the instruction of students who desire to take a special course in laboratory research. Post-graduates desiring to avail themselves of modern methods in microscopic diagnosis will find every facility extended for pursuing their studies. The laboratory is open for instruction at least six hours each day, and the professor or his assistants will be available at such hours as do not conflict with special clinical or other post-graduate work.

ABDOMINAL SURGERY.

DR. BARR, Professor; DR. TEACHOUT, Demonstrator.

Third-year students get thorough didactic instruction on the Surgical Diseases of the Abdominal Viscera. This part of the course is intended to fit the general practitioner for the early recognition and differentiation of these conditions. The students have the privilege of attending clinics at the city and college hospitals.

The work in the fourth-year is entirely practical. The members of this class examine many patients that come to the college dispensary for treatment, and all patients admitted to the college hospital with abdominal diseases. At operations done at the college hospital they give the anaesthetics, under the direction of an experienced anaesthetist, and do all the assisting. They follow the after treatment of operated cases. This class is also given a thorough course in technic in the laboratory where, under the direction of the demonstrator, they are required to do the various abdominal operations upon the cadaver, and also upon the lower animals.

GYNECOLOGY.

DR. BURCH, Professor; DR. DIXON, Demonstrator.

The instruction in this course will extend over the third and fourth years. The third-year students are taught the

anatomy of the female genital organs and of the pelvic floor. The disorders of menstruation and the inflammatory diseases of the uterus and appendages are also included in this course. During the fourth year the work is nearly all practical. One hour a week is given to didactic teaching, and, under the direction of the professor, the class, in subdivisions, will examine patients in the college hospital and clinic. Students are required to perform the various gynecological operations on the cadaver, under the direction of the demonstrator. Both classes attend hospital and college clinics.

PHYSIOLOGY.

DR. JONES, Professor.

Instruction in this important and interesting subject will be given in the first and second years of the curriculum, by means of lectures, recitations and practical laboratory work.

Especial stress is laid on practical work in the laboratory, and to this end the laboratory has been newly fitted with all the apparatus necessary for demonstration. Each student will be required to perform for himself experiments illustrating the facts and theories of physiology, including the study of nerve and muscle function, respiration, secretion, digestion, etc.

DISEASES OF CHILDREN.

DR. WILSON, Clinical Professor.

A thorough course in the feeding and care of infants and the diseases of children, comprising two lectures and a clinic a week, will be given to the third-year class.

NEUROLOGY, DERMATOLOGY, AND ELECTROTHERAPY.

DR. EDWARDS, Clinical Professor.

This course is given to the fourth-year class.

Instruction in Neurology includes a careful study of the minute anatomy and physiology of the central nervous system, a knowledge that alone can be the basis for a clear, exact, and rational comprehension of mental and nervous diseases. To this is added clinical instruction.

Dermatology is taught clinically and by lectures illustrated with charts, plates and wax casts. The students are taught

the causes, symptoms, pathology, diagnosis, and treatment of skin diseases.

The course in Electro-therapy is divided as follows: 1. Electro-physics. 2. Electro-physiology. 3. Therapeutical instruction on the application of electricity in its relation to disease. This course is thoroughly illustrated by demonstrations with the latest appliances.

GENITO-URINARY SURGERY.

DR. CHAS. S. BRIGGS, Clinical Professor.

A thorough course in Genito-urinary surgery will be given, including the use of instruments. Operations in the Hospital and college clinics will be performed weekly.

VENEREAL DISEASES.

DR. J. W. HANDLEY, Clinical Professor.

To illustrate the regular course of lectures on Venereal diseases, patients suffering with gonorrhœa and syphilis in the various stages are exhibited; specimens of diabetic, albuminous, and healthy urine are analyzed before the class.

MEDICAL JURISPRUDENCE.

DR. DUDLEY, Lecturer.

Forensic medicine is taught by a course of lectures to the senior class.

HYGIENE.

DR. LITTERER, Lecturer.

A thorough course of lectures on hygiene and sanitary science is delivered to the senior class. This course is illustrated by diagrams and drawings.

PHYSICS.

MR. McCLURE, Instructor.

Two recitations a week in physics, illustrated by experiments, are given to the first-year class.

AUTOPSIES.

Instruction in *post-mortem* examination is given to the third and fourth-year classes as a part of the course in pathology in the anatomical amphitheater. This course will be of special value to the student.

OUTLINE OF THE COURSE.

The course of instruction, beginning in September, 1908, is divided as follows:

First Year.

	HOURS.		HOURS.
General Chemistry	96	Physiology	96
Chemical Laboratory	128	Materia Medica	96
Anatomy	128	Pharmacy	64
Dissecting	160	Pharmacy Laboratory	64
Histology	32	Physics	64
Histological Laboratory	128		

Second Year.

	HOURS.		HOURS.
Organic Chemistry	64	Pathological Laboratory	128
Chemical Laboratory	64	Physiology	96
Anatomy	96	Therapeutics	96
Dissecting	160	Normal Physical Diagnosis	32
Pathology	32		

Third Year.

	HOURS.		HOURS
Bacteriology	128	Abdominal Surgery	96
Medicine	160	Physical Diagnosis	32
Principles of Surgery	96	Venereal Diseases	32
Surgical Anatomy	32	Venereal Diseases Clinic	32
Throat, Nose and Ear	32	Diseases of Children	64
Throat, Nose and Ear Clinic	64	Diseases of Children Clinic	32
Obstetrics	32	Medical Clinic	64
Embryology	32	Surgical Clinic	64
Gynecology	64	Obstetrical Clinic	32
Gynecological Clinic	64		

Fourth Year.

	HOURS.		HOURS
Medicine	160	Medical Jurisprudence	30
Practice of Surgery	96	Pediatrics	32
Ophthalmology	64	Skin Diseases	32
Ophthalmology Clinic	64	Rectal Diseases	32
Obstetrics	96	Proctological Clinic	32
Gynecology	64	Genito-Urinary Clinic	32
Gynecological Clinic	64	Venereal Diseases	32
Clinical Microscopy	64	Medical Clinic	64
Clinical Microscopy Labor'y	128	Surgical Clinic	64
Nervous Diseases	32	Diseases of Children Clinic	32
Electro-Therapy	32	Obstetrical Clinic	32
Genitourinary Surgery	32		

Bed-side instruction is given for two hours each afternoon in all practical branches to sections of the third and fourth year classes.

COLLEGE HOSPITAL AND CLINICS.

The arrangements provided for the hospital and clinical patients are unexcelled; large and airy waiting-rooms and

numerous consultation rooms being provided on the first floor in addition to four wards for hospital patients. Adjacent to these rooms are the gynecological, ophthalmological and obstetrical rooms, the apothecary shop, etherizing room, and entrance to the surgical arena.

Six general clinics will be held each week at the college before all students, and the third and fourth-year classes will be subdivided into small sections to attend the dispensary clinics, which will be held daily. Patients from the private practice of the members of the Faculty will be brought before the classes as often as practicable.

CITY HOSPITAL.

The out-door department of the College Hospital supplies ample interesting material for the clinics. There were treated in the dispensary during the past year nearly 10,000 cases.

One clinic and bed-side instruction will be given daily throughout the session at the City Hospital, which is only seven minutes' walk from the medical building, and the third and fourth-year classes will be required to attend these clinics and the bed-side work.

Clinicians to the City Hospital.—Prof. Duncan Eve, J. A. Witherspoon, Geo. H. Price, O. H. Wilson, R. A. Barr, L. E. Burch, J. T. Altman, and Charles S. Briggs.

ST. THOMAS' HOSPITAL.

This splendid hospital is just completed, and is thoroughly modern in every respect. The arrangements are admirable for clinical instruction, and this institution will have the same hospital facilities as are accorded all others.

TEXT AND REFERENCE BOOKS.

Chemistry.—Bartley.

Chemical Analysis.—McGill, Eliot and Storer.

Urine Analysis.—Tyson, Ogden, Purdy.

Medicine.—Osler, Tyson, Anders, Broadbent.

Physical Diagnosis.—Musser, Tyson.

Materia Medica.—Potter, White.

Therapeutics.—Hare.

Pharmacy.—Pharmacopœia, National or U. S. Dispensatory.

Physiology.—Kirks, Hall.

Histology.—Bohm-Davidoff-Huber, Ferguson.

Pathology.—Delafield and Prudden; Zeigler, Coplin.

Clinical Microscopy.—Simon, Boston, Wood.

Bacteriology.—Williams, Park, McFarland, Muir and Ritchie.

Anatomy.—Cunningham, Gerrish, Gray, Morris, Treves.

Gynecology.—Penrose, Ashton, Dudley, Montgomery.

Abdominal Surgery.—Greig, Smith, Douglas.

Surgery.—Park, Da Costa, American Text-Book.

Obstetrics.—Edgar, Williams, Peterson, King.

Neurology.—Church and Peterson, Metler, Potts.

Diseases of the Eye.—Wood and Woodruff, May, Savage.

Diseases of the Ear.—Bacon.

Diseases of the Throat and Nose.—Coakley, Gradle, Bishop.

Diseases of Children.—Rotch, Holt.

Hygiene and Sanitary Science.—Egbert, Abbott, Harrington.

Defects of the Eye.—Savage, Focal Errors; Ophahalmic Miology, and Ophthalmic Neuro-Miology.

Genito-Urinary and Venereal Diseases.—Taylor, Keys, Morrow, White and Martin, Hayden, Mereck.

Medical Jurisprudence.—Draper.

Medical Law.—Taylor.

Embryology.—Quain, Shafer, McMurrich.

Dermatology.—Hyde and Montgomery, Grandon and Gal-landet.

Micro-Technic.—Mallory and Wright, Von Kahlden, Cattell.

Hematology.—Cabot, Ewing, DaCosta.

Medical Dictionary.—Gould.

REQUIREMENTS FOR A DEGREE.

To be eligible for the degree of Doctor of Medicine, every candidate must fulfill the following conditions:

1. He must have attained the age of twenty-one years, and must sustain a good reputation for moral character.

2. He must have spent four years as a student in this department; or, if but one, two, or three years in this institution, he must have pursued such studies, in some other recognized institution, as are considered by the Faculty to be the equivalent of the remainder of the full term of study. The last year must have been in this institution.

3. He must have passed, to the satisfaction of the Faculty, all of the prescribed examinations of the course.

Founder's Medal.—This is the highest prize offered in each department of the University, and in the Medical Department it is awarded each year to the graduate who attains the highest average grade in the work of the fourth year of his medical course.

Scholarships.—To each student attaining the highest average grade in the first, second, and third years will be awarded a scholarship valued at fifty dollars, which will be credited on the tuition of the following year.

Appointments.—Two appointments to internships will be at the disposal of the Faculty each year—one in the City Hospital and the other in the County Hospital. The graduate who, in the opinion of the Faculty, is best fitted to fill such a position will be given the first; the graduate who, in the opinion of the Faculty, is next best fitted to fill such a position, will be given the last named internship.

The Faculty have the appointment annually of an interne in the Providence Hospital at Waco, Texas.

FEEES.

Tuition fee for each year. This includes matriculation fee, professor's ticket, laboratory and demonstration fees.....	\$125 00
Contingent fee , to cover breakage of apparatus and damage to building, which will be returned, less the charges, at close of session	5 00
Total for first, second and third year students	\$130 00
Graduation fee charged fourth year students.....	25 00
Total for graduates	\$155 00

No additional fee is required for City Hospital nor College Hospital work.

VANDERBILT UNIVERSITY

The graduation fee will be returned should the applicant fail to graduate.

POST-GRADUATE COURSES.

Graduates of the Medical Department of this University may pursue post-graduate or special advanced courses without charge, except laboratory courses, for which the fee shall be \$10 each, and a hospital fee of \$10. Other applicants for special or post-graduate courses will be charged as follows:

College Hospital fee	\$ 5 00
City Hospital fee	5 00
One subject	20 00
Two subjects	30 00
Three subjects	40 00
Laboratory courses, each	20 00

WITHDRAWALS.

Students withdrawing or receiving their dismissal from the department will not be entitled to any return of fees.

DIRECTIONS.

On arriving in the city, the student can best reach the Medical Building by taking an electric street car at the depot and riding to the *Transfer Station*, there transferring either to a car marked "South Cherry" or "Fairfield," getting off at Elm Street, and walking one square to the right. On arriving in the city, students may go at once to the Medical Building, or to the office of the Secretary, No. 150 Eighth Avenue, North (three squares from the Union Depot). At either place they will be received and directed to suitable boarding places. Vanderbilt University does not employ drummers or agents to meet students at the trains.

COMMUNICATIONS.

All communications regarding the Medical Department should be addressed to

DR. L. E. BURCH, *Secretary*,
No. 150 Eighth Avenue, North, Nashville, Tenn.

Catalogue of Students, 1907-1908.

POST-GRADUATES.

Butler, T. R.	Nebraska.
Duncan, L. L.	Tennessee.
Fitzgerald, J. W.	Tennessee.
Jernigan, V. J.	Tennessee.

FOURTH YEAR.

Adams, J. Earl	Mississippi.
Altman, J. T., Jr.	Tennessee.
Ball, Earnest	Arkansas.
Bandy, William Gaither	Washington.
Blair, Hugh Clayton	Alabama.
Bogart, George Elbert	Alabama.
Brandon, Robert Wesley	Kentucky.
Bryan, Wirt Gold	Tennessee.
Buchanan, Gerald Marvin	Tennessee.
Chism, James Horace	Kentucky.
Clay, Thomas Franklin	Mississippi.
Dupree, Oscar Posy	Alabama.
Edmondson, Henry Howard	Tennessee.
Fagin, William Robert	Mississippi.
Fuller, Theson Earle	Texas.
Green, Bernard Law	Alabama.
Guthrie, Thomas Franklin	Arkansas.
Hensler, Leonard Johnathan	Illinois.
Hughes, Roy Eugene	Texas.
Jackson, Benjamin Franklin	Alabama.
Johnson, James S.	Kentucky.
Kelly, John Earnest	Tennessee.
Keys, Benjamin Butler	Kentucky.
Loftis, Zenas Sanford	Texas.
Love, William Spencer	Missouri.
MacLean, Claude Cooper	Alabama.
Matheny, James Curtis	Tennessee.
Metcalf, Albert West	Alabama.
Morrison, John Coulter	Tennessee.
Murfree, Matthias Brickles	Tennessee.
Norton, James Slaughter	Alabama.
Pinkley, Virgil Milo	California.
Poth, Norman Alfred	Texas.
Price, Charles Daniel	Tennessee.
Robinson, Wayne Turrintiae	Tennessee.
Snell, John Abner	Tennessee.
Stuart, Martin Hardin	Tennessee.
Sweeney, Alvin Randolph	Louisiana.
Tabb, Thaddeus Edgar	Texas.
Taylor, Robert Zachary	Tennessee.
Townes, Charlie Bib	Texas.
Webb, Charles Ferguson	Tennessee.
Wesenberg, Paul	Illinois.
Wright, David Hudson	Alabama.

THIRD YEAR.

Atkins, James Richard	North Carolina.
Atkins, Orman Hensley	Tennessee.
Bailey, Edward	Texas.
Barron, Archie Alexander, Jr.	South Carolina.
Bobbitt, Arthur Newton	Missouri.
Briggs, William Thompson	Tennessee.

Bryan, Sydney Hoke.....	Georgia.
Burton, Orin Morgan.....	Tennessee.
Charlton, Alton Fenton.....	Tennessee.
Coleman, William James.....	Mississippi.
Cowan, Samuel Caperton.....	Alabama.
Crawford, James Lacy.....	Texas.
Culley, John Calhoun.....	Mississippi.
Cunningham, John Pickens.....	Tennessee.
Fowler, Harmon Lonzo.....	Texas.
Freeland, Clarence Furman.....	Texas.
Gorton, Joseph Marion.....	Louisiana.
Grace, Malcome Ozoro.....	Alabama.
Guinn, Elias Kilgore.....	Mississippi.
Harlan, Herbert Dacosta.....	Texas.
Harper, Byron Beethoven.....	Mississippi.
Harper, Chester Watson.....	Indiana.
Holmes, John Parham.....	Georgia.
Jeck, Howard Sheffield.....	Tennessee.
Jemison, Allen Bryce.....	Alabama.
Johnson, Arthur.....	Alabama.
Johnson, Roy Earnest.....	Alabama.
Jordan, William Francis.....	Alabama.
Keys, William Scott.....	Kentucky.
Kimbell, Isham.....	Alabama.
King, Charles Louis.....	Kentucky.
King, Charles Ordway.....	Tennessee.
Lancaster, Walter Bernard.....	South Carolina.
Legg, Isham Vaughan.....	Alabama.
Lehman, Douglas Archer.....	Illinois.
Lipscomb, Edwin Jones.....	Tennessee.
Lucey, William E.....	Texas.
Moody, Samuel Shaw.....	Tennessee.
McKellar, Harry Rex.....	Georgia.
Payne, Lee Sloan.....	Texas.
Preston, William Frank.....	Tennessee.
Reed, John Pat.....	Texas.
Rochelle, Roy Scruggs.....	Tennessee.
Rogers, Osborne Britain.....	Texas.
Smythe, Kelly.....	Tennessee.
Stabler, Andrew Lee.....	Alabama.
Stam, Harry.....	Holland.
Sullivan, Bayard.....	Tennessee.
Tenery, William Collins.....	Texas.
Tate, Leslie Arthur.....	Kentucky.
Traylor, John H.....	Texas.
Webb, Roy.....	Tennessee.
Williamson, James G., Jr.....	Tennessee.
Young, Andrew Merriman.....	Oklahoma.
Young, Ferrin.....	Alabama.

SECOND YEAR.

Brandon, Edwin Carter.....	Kentucky.
Boone, Benjamin Edwards, Jr.....	Kentucky.
Bruce, Robert Columbus.....	South Carolina.
Brunner, Earlsworth Crockett.....	Georgia.
Bryan, James Leslie.....	Kentucky.
Carlton, John Dee.....	Tennessee.
Carter, Albert Charles.....	Louisiana.
Coffman, James Lovell.....	Tennessee.
Cunningham, Horace Leon.....	Alabama.
Davidson, Joe.....	Arkansas.
Dean, Samuel Clarence.....	South Carolina.
Donnald, Edgar Rascoe.....	South Carolina.
Drake, John Richard, Jr.....	Kentucky.
Evers, Wm. P. V.....	Kentucky.
Foster, Marion Hope.....	Louisiana.
Green, Shepherd, Jr.....	Tennessee.
Hall, John Carroll.....	Illinois.

Hartman, Morris David	Tennessee.
Hawkins, John Sims	Tennessee.
Hearin, Willard Clifton	Mississippi.
Hobson, Joel Jones	Tennessee.
Ingram, Thomas Harkin	Alabama.
Ivy, Wallis Sterling	Mississippi.
Jones, James Henry	Tennessee.
Jones, Joseph Hall	Alabama.
Keys, Dick	Kentucky.
Knight, Tascal B	Kentucky.
Kyser, Philip Melton	Alabama.
Lawler, William McCain	Tennessee.
Minor, Dabney	Tennessee.
Morris, Bascom Franklin	Louisiana.
Mulherin, Charles Light	Tennessee.
McLean, William Archibald	Michigan.
Pinson, Murrell	Tennessee.
Pressly, James Strong Moffat	Tennessee.
Renner, Herman	Alabama.
Rogers, Jonathan Bally	Tennessee.
Sneed, William Lent	Tennessee.
Standard, John Ford	Kentucky.
Thornton, Andrew Joseph	California.
Turner, Andrew Denny	Mississippi.
Turner, John Bogan	Kentucky.
Walker, William Leatherwood	Tennessee.
Weaver, Hartwell	Tennessee.
White, John Milton	Louisiana.
Witherspoon, John	Tennessee.
Wood, Lonnie Ray	Alabama
Yater, T. Fanning	Texas.

FIRST YEAR.

Arnold, Moody Warring	Alabama.
Baur, Charles Jacob	Tennessee.
Bedsole, James Goodman	Alabama.
Belote, Jere	Tennessee.
Binkley, Richard Burney	Tennessee.
Blue, Will R	Tennessee.
Burns, Edward Temple	Tennessee.
Butler, Willis Pollard	Mississippi.
Campbell, Arthur Vincent	Louisiana.
Craig, Marion Stark	Missouri.
Davidson, Marion Tabb	Arkansas.
Denton, Guy Tressler, B.S. (V. U.)	Tennessee.
English, Grover Cleveland	Kentucky'
Estes, Elmore	Tennessee.
Fennell, Robert F	Tennessee.
Flournoy, Harry Clinton	Alabama.
Fuqua, Ernest Mitchell	Alabama.
Gillespie, Paul G. B	Kentucky.
Goodloe, Harry King	Tennessee.
Griffin, William Albert	Alabama.
Hagood, Rufus Hanson	Texas.
Hardwick, Hansford Speaks	Alabama.
Harper, William G	Alabama.
Harris, William Robin	South Carolina.
Hawk, James Decatur Carlock	Mississippi.
Henry, Charles Robert	Tennessee.
Hinds, Charles Douglas	Georgia.
Holt, Rufus Leroy	Tennessee.
Hoye, Matt John Lucas	Oklahoma.
Hulme, Fountain Bruce	Mississippi.
Hutchison, J. Y., Jr.	Tennessee.
Jernberg, Malcolm Benjamin	Tennessee.
Johnson, Samuel Earle	Mississippi.
Lipscomb, William Patrick	Alabama.
Mason, Robert Macon	Tennessee.
	Kentucky.

Morris, John Walter	Tennessee.
McCall, Homer Milton	Tennessee.
McClaran, James Walsh	Tennessee.
McHenry, Armand Goldsmith	Louisiana.
McLaurine, Hugh Farrar	Alabama.
Oliver, James Matthews	Missouri.
Orr, Eugene M.	Tennessee.
Page, Olin Julian	Tennessee.
Penn, James Leslie	Alabama.
Roberts, James Henry	Tennessee.
Robinson, William Pleasant	Arkansas.
Shelby, Manton Leonard	Tennessee.
Smith, Robert King	Texas.
Steele, Willard H	Tennessee.
Stewart, Edward Sartor	Alabama.
Watkins, John Thomas, Jr	South Carolina.
Williamson, Joseph Eugene	Louisiana.
Zachry, George H.	Georgia.

NONOFFICIAL.

Sheppard, Paul Richard Eddins	Texas.
-------------------------------	--------

GRADUATES—SESSION 1907-1908.

Adams, J. Earle	Mississippi.
Altman, J. Thompson	Tennessee.
Ball, Earnest	Arkansas.
Bandy, William Gaither	Washington
Blair, Hugh Clayton	Alabama.
Bogart, George Elbert	Alabama.
Brandon, Robert Wesley	Kentucky.
Bryan, Wirt Gold	Tennessee.
Chism, James Horace	Kentucky.
Clay, Thomas Franklin	Mississippi.
Edmondson, Henry Howard	Tennessee.
Fagin, William Robert	Mississippi.
Fuller, T. Earle	Texas.
Green, Bernard Law	Alabama.
Guthrie, Thomas Franklin	Arkansas.
Hensler, Leonard Jonathan	Illinois.
Hughes, Roy E.	Texas.
Jackson, Benjamin Franklin	Alabama.
Johnson, James Sidney	Kentucky.
Kelly, John Earnest	Tennessee.
Keys, Benjamin Butler	Kentucky.
Loftis, Zenas Sanford	Texas.
Love, William Spencer	Missouri.
Matheny, James Curtis	Tennessee.
Metcalf, Albert West	Alabama.
Morrison, John Coulter	Tennessee.
Murfree, Matthias Brickell	Tennessee.
MacLean, Claude Cooper	Alabama.
Norton, James Slaughter	Alabama.
Pinkley, Virgil Milo	California.
Poth, Norman Alfred	Texas.
Price, Charles Daniel	Tennessee.
Reed, James Wilson	Korea.
Robinson, Wayne Turrentine	Tennessee.
Snell, John Abner	Tennessee.
Stuart, M. Hardin	Kentucky.
Tabb, Thaddeus Edgar	Texas.
Taylor, Robert Zachary	Tennessee.
Townes, Charlie Bib	Texas.
Webb, Charles F.	Tennessee.
Wessenberg, Paul Edward	Illinois.
Wright, David Hudson	Alabama.

INTERNESHIPS.

The following members of the Class of 1908 have been awarded internships in the hospitals named below :

- C. F. WEBB, City Hospital, Nashville, Tenn.
- L. J. HENSLER, Davidson County Hospital, Tenn.
- M. B. MURFREE, St. Thomas Hospital, Nashville, Tenn.
- V. M. PINKLEY, Good Samaritan Hospital, Guanajuato, Mexico.
- C. B. TOWNES, Waco Hospital, Waco, Texas.
- Z. S. LOFTIS, Foreign Christian Mission Hospital, Batang, West China.
- T. E. FULLER, Cotton Belt Hospital, Texarkana, Ark.
- B. F. JACKSON, Bellevue Hospital, New York, N. Y.
- T. F. CLAY, Bellevue Hospital, New York, N. Y.
- C. C. MACLEAN, St. Vincent Hospital, Birmingham, Ala.

HONORS.

- Founder's Medalist.*—CHARLES F. WEBB, Tennessee.
- Interne to City Hospital.*—CHARLES F. WEBB, Tennessee.
- Interne to County Hospital.*—LEONARD JONATHAN HENSLER, Illinois.
- Scholarship in Third Year.*—W. T. BRIGGS, Tennessee.
- Scholarship in Second Year.*—L. R. WOOD, Alabama.
- Scholarship in First Year.*—E. M. FUQUA, Kentucky.

GRADUATES SINCE 1874.

Number of graduates in the Medical Department of Vanderbilt University since its foundation in 1874.

1875.....	61	1892.....	121
1876.....	46	1893.....	126
1877.....	74	1894.....	140
1878.....	73	1895.....	49
1879.....	95	1896.....	25
1880.....	92	1897.....	28
1881.....	120	1898.....	66
1882.....	144	1899.....	76
1883.....	85	1900.....	94
1884.....	93	1901.....	92
1885.....	73	1902.....	16
1886.....	91	1903.....	34
1887.....	81	1904.....	34
1888.....	85	1905.....	35
1889.....	80	1906.....	36
1890.....	128	1907.....	42
1891.....	107	1908.....	42

Total.....2584

THE METHODIST HOSPITAL.

The Methodist Hospital of Nashville, Tenn., a corporation recently organized, has purchased suitable property on Belmont Avenue and Division Street on which it is proposed to erect hospital wards, for pay and charity patients, costing at least \$100,000. The Medical Department of Vanderbilt University has made arrangements with this hospital by which it is to have medical control of all charity wards, with exclusive clinical privileges. As soon as these plans are put into operation, the Medical Department of Vanderbilt University will have increased and unusual facilities for clinical and bedside instruction. The Board of Directors of the hospital expect to have it in operation in about twelve months.